

Local Market Update – December 2020

A RESEARCH TOOL PROVIDED BY THE REALTOR® ASSOCIATION OF THE SIOUX EMPIRE, INC.



Worthing

Lincoln County, SD

- 100.0% **+ 100.0%** **+ 120.9%**

Change in
New Listings

Change in
Closed Sales

Change in
Median Sales Price

	December			Year to Date		
	2019	2020	+ / -	2019	2020	+ / -
New Listings	1	0	- 100.0%	42	28	- 33.3%
Closed Sales	1	2	+ 100.0%	27	24	- 11.1%
Median Sales Price*	\$172,000	\$380,000	+ 120.9%	\$181,000	\$199,950	+ 10.5%
Average Sales Price*	\$172,000	\$380,000	+ 120.9%	\$198,956	\$200,006	+ 0.5%
Percent of Original List Price Received*	99.1%	87.0%	- 12.3%	98.8%	98.1%	- 0.7%
Average Days on Market Until Sale	105	93	- 11.9%	71	68	- 4.4%
Inventory of Homes for Sale	4	4	0.0%	--	--	--
Months Supply of Inventory	1.6	1.5	- 8.0%	--	--	--

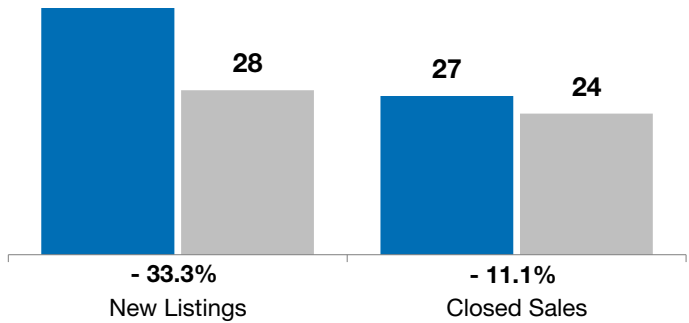
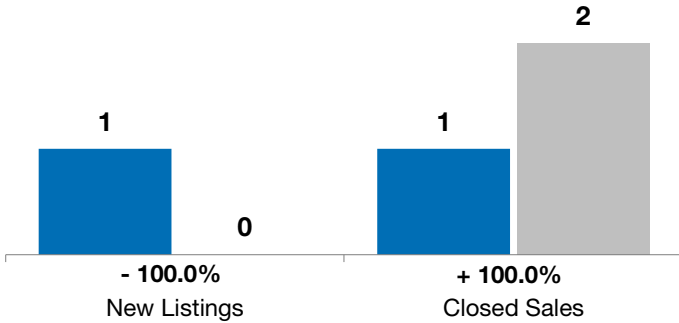
* Does not account for list prices from any previous listing contracts or seller concessions. | Activity for one month can sometimes look extreme due to small sample size.

December

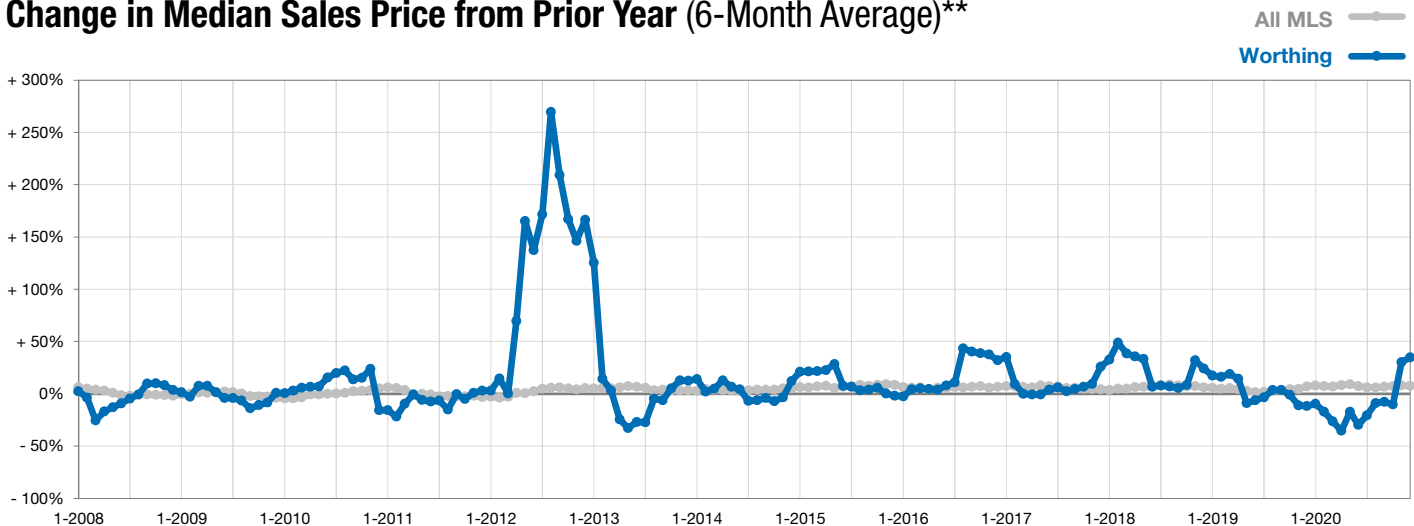
■ 2019 ■ 2020

Year to Date

■ 2019 ■ 2020



Change in Median Sales Price from Prior Year (6-Month Average)**



** Each dot represents the change in median sales price from the prior year using a 6-month weighted average. This means that each of the 6 months used in a dot are proportioned according to their share of sales during that period.