

Local Market Update – January 2021

A RESEARCH TOOL PROVIDED BY THE REALTOR® ASSOCIATION OF THE SIOUX EMPIRE, INC.



Dell Rapids

Minnehaha County, SD

- 60.0%

+ 25.0%

- 1.0%

Change in
New Listings

Change in
Closed Sales

Change in
Median Sales Price

	January			Year to Date		
	2020	2021	+ / -	2020	2021	+ / -
New Listings	5	2	- 60.0%	5	2	- 60.0%
Closed Sales	4	5	+ 25.0%	4	5	+ 25.0%
Median Sales Price*	\$181,900	\$180,000	- 1.0%	\$181,900	\$180,000	- 1.0%
Average Sales Price*	\$171,575	\$217,800	+ 26.9%	\$171,575	\$217,800	+ 26.9%
Percent of Original List Price Received*	95.4%	106.1%	+ 11.3%	95.4%	106.1%	+ 11.3%
Average Days on Market Until Sale	71	217	+ 206.7%	71	217	+ 206.7%
Inventory of Homes for Sale	22	4	- 81.8%	--	--	--
Months Supply of Inventory	3.4	0.7	- 79.4%	--	--	--

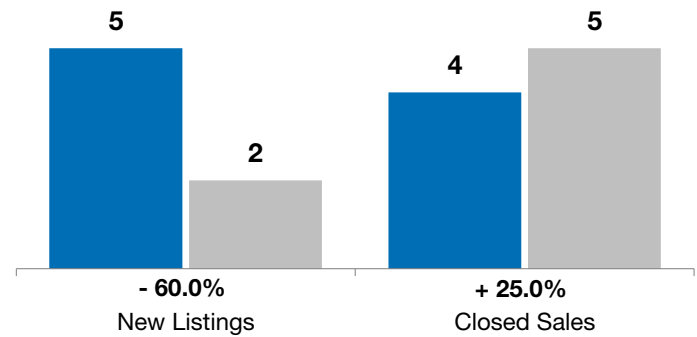
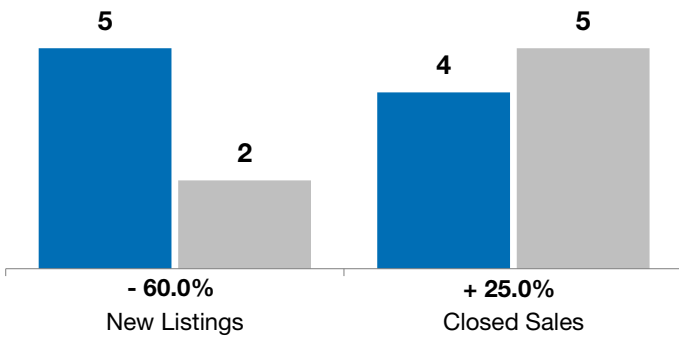
* Does not account for list prices from any previous listing contracts or seller concessions. | Activity for one month can sometimes look extreme due to small sample size.

January

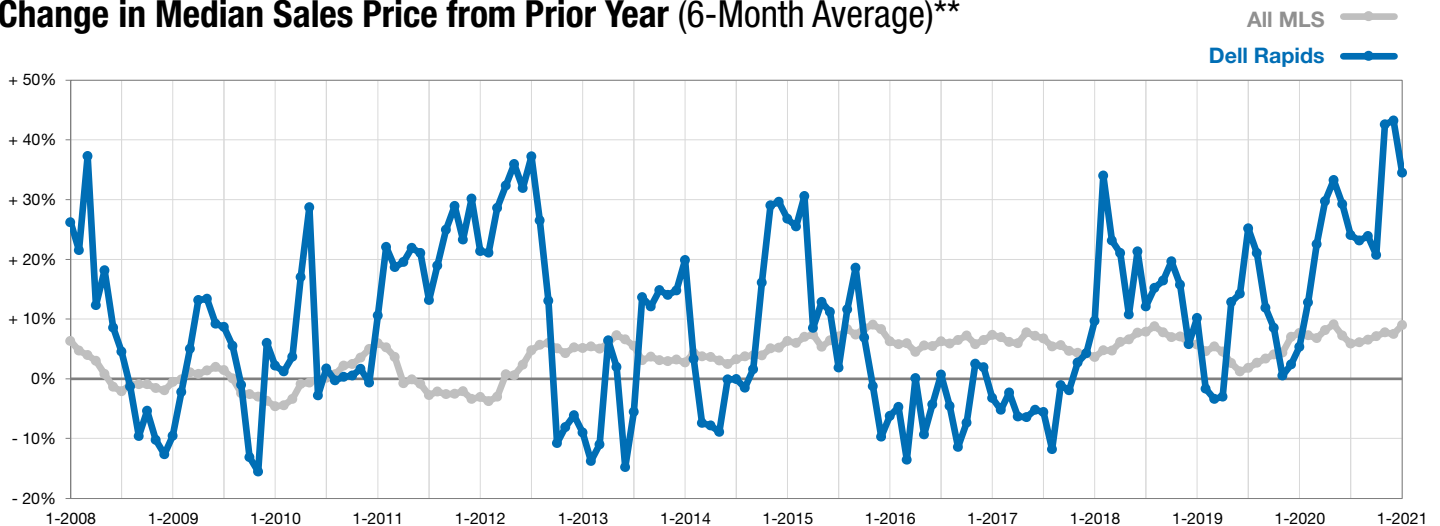
■ 2020 ■ 2021

Year to Date

■ 2020 ■ 2021



Change in Median Sales Price from Prior Year (6-Month Average)**



** Each dot represents the change in median sales price from the prior year using a 6-month weighted average. This means that each of the 6 months used in a dot are proportioned according to their share of sales during that period.