

Local Market Update – January 2021

A RESEARCH TOOL PROVIDED BY THE REALTOR® ASSOCIATION OF THE SIOUX EMPIRE, INC.



Hartford

Minnehaha County, SD

- 83.3%

Change in
New Listings

- 100.0%

Change in
Closed Sales

- 100.0%

Change in
Median Sales Price

	January			Year to Date		
	2020	2021	+ / -	2020	2021	+ / -
New Listings	6	1	- 83.3%	6	1	- 83.3%
Closed Sales	2	0	- 100.0%	2	0	- 100.0%
Median Sales Price*	\$376,000	\$0	- 100.0%	\$376,000	\$0	- 100.0%
Average Sales Price*	\$376,000	\$0	- 100.0%	\$376,000	\$0	- 100.0%
Percent of Original List Price Received*	101.3%	0.0%	- 100.0%	101.3%	0.0%	- 100.0%
Average Days on Market Until Sale	59	0	- 100.0%	59	0	- 100.0%
Inventory of Homes for Sale	22	14	- 36.4%	--	--	--
Months Supply of Inventory	3.9	2.3	- 39.9%	--	--	--

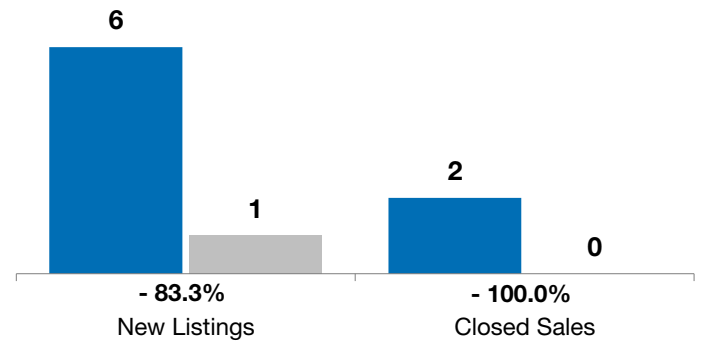
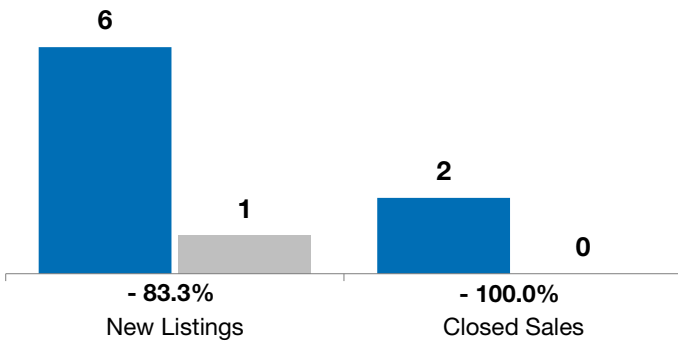
* Does not account for list prices from any previous listing contracts or seller concessions. | Activity for one month can sometimes look extreme due to small sample size.

January

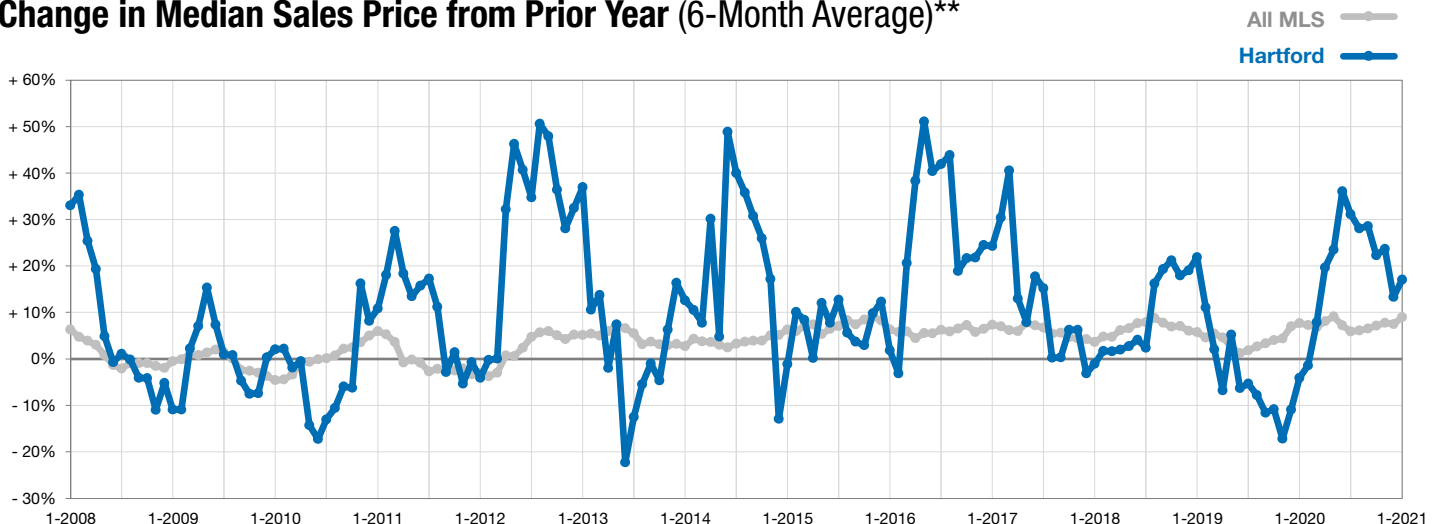
■ 2020 ■ 2021

Year to Date

■ 2020 ■ 2021



Change in Median Sales Price from Prior Year (6-Month Average)**



** Each dot represents the change in median sales price from the prior year using a 6-month weighted average. This means that each of the 6 months used in a dot are proportioned according to their share of sales during that period.