

Local Market Update – January 2021

A RESEARCH TOOL PROVIDED BY THE REALTOR® ASSOCIATION OF THE SIOUX EMPIRE, INC.



Lennox

Lincoln County, SD

+ 100.0%

- 50.0%

+ 168.0%

Change in
New Listings

Change in
Closed Sales

Change in
Median Sales Price

	January			Year to Date		
	2020	2021	+ / -	2020	2021	+ / -
New Listings	2	4	+ 100.0%	2	4	+ 100.0%
Closed Sales	2	1	- 50.0%	2	1	- 50.0%
Median Sales Price*	\$171,250	\$459,000	+ 168.0%	\$171,250	\$459,000	+ 168.0%
Average Sales Price*	\$171,250	\$459,000	+ 168.0%	\$171,250	\$459,000	+ 168.0%
Percent of Original List Price Received*	96.6%	97.7%	+ 1.1%	96.6%	97.7%	+ 1.1%
Average Days on Market Until Sale	79	95	+ 20.3%	79	95	+ 20.3%
Inventory of Homes for Sale	12	7	- 41.7%	--	--	--
Months Supply of Inventory	3.8	1.4	- 61.8%	--	--	--

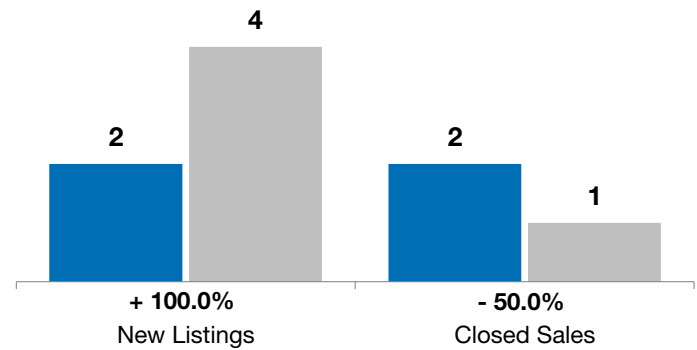
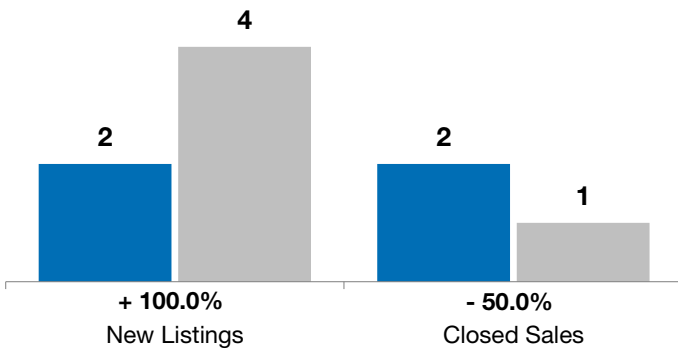
* Does not account for list prices from any previous listing contracts or seller concessions. | Activity for one month can sometimes look extreme due to small sample size.

January

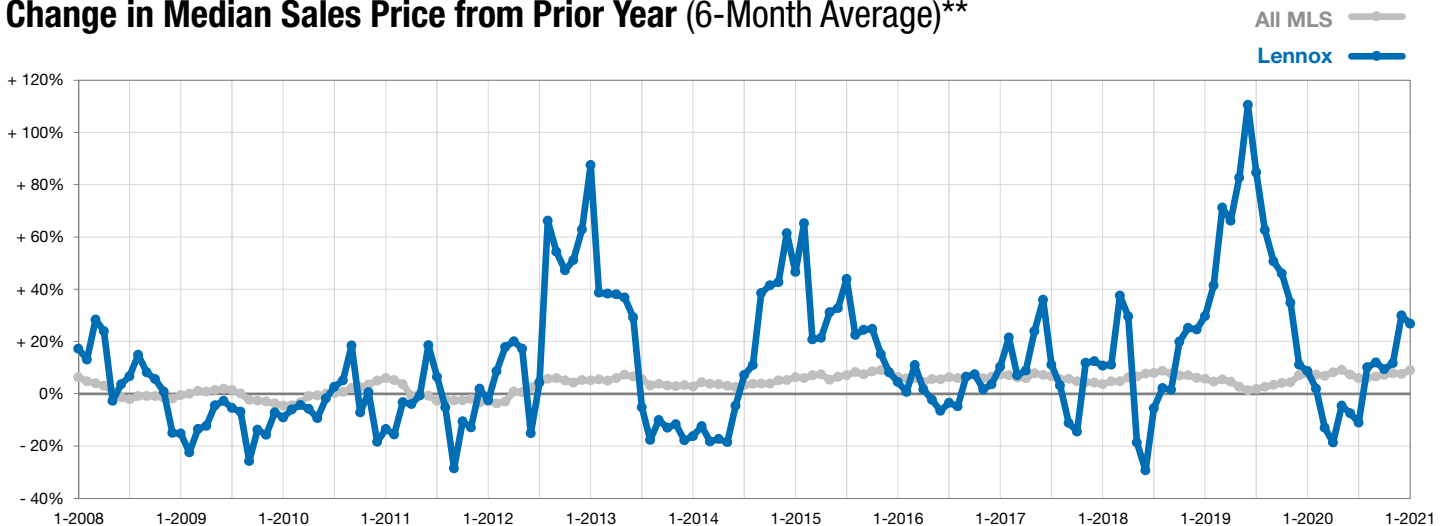
■ 2020 ■ 2021

Year to Date

■ 2020 ■ 2021



Change in Median Sales Price from Prior Year (6-Month Average)**



** Each dot represents the change in median sales price from the prior year using a 6-month weighted average. This means that each of the 6 months used in a dot are proportioned according to their share of sales during that period.