

Local Market Update – January 2021

A RESEARCH TOOL PROVIDED BY THE REALTOR® ASSOCIATION OF THE SIOUX EMPIRE, INC.



Valley Springs

0.0%

--

--

Change in
New Listings

Change in
Closed Sales

Change in
Median Sales Price

Minnehaha County, SD

January

Year to Date

	January			Year to Date		
	2020	2021	+ / -	2020	2021	+ / -
New Listings	2	2	0.0%	2	2	0.0%
Closed Sales	0	1	--	0	1	--
Median Sales Price*	\$0	\$190,000	--	\$0	\$190,000	--
Average Sales Price*	\$0	\$190,000	--	\$0	\$190,000	--
Percent of Original List Price Received*	0.0%	100.0%	--	0.0%	100.0%	--
Average Days on Market Until Sale	0	44	--	0	44	--
Inventory of Homes for Sale	7	3	- 57.1%	--	--	--
Months Supply of Inventory	3.5	1.4	- 61.4%	--	--	--

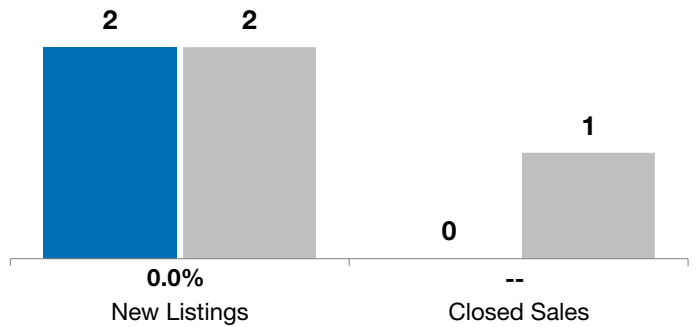
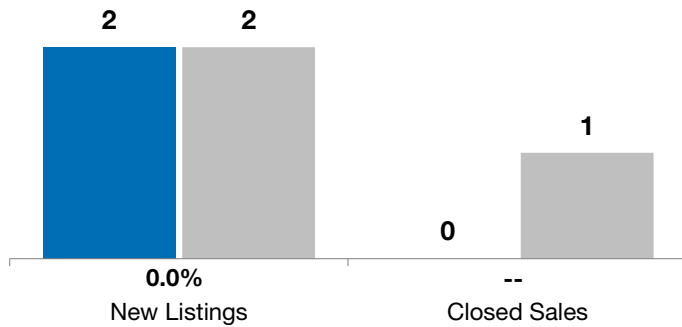
* Does not account for list prices from any previous listing contracts or seller concessions. | Activity for one month can sometimes look extreme due to small sample size.

January

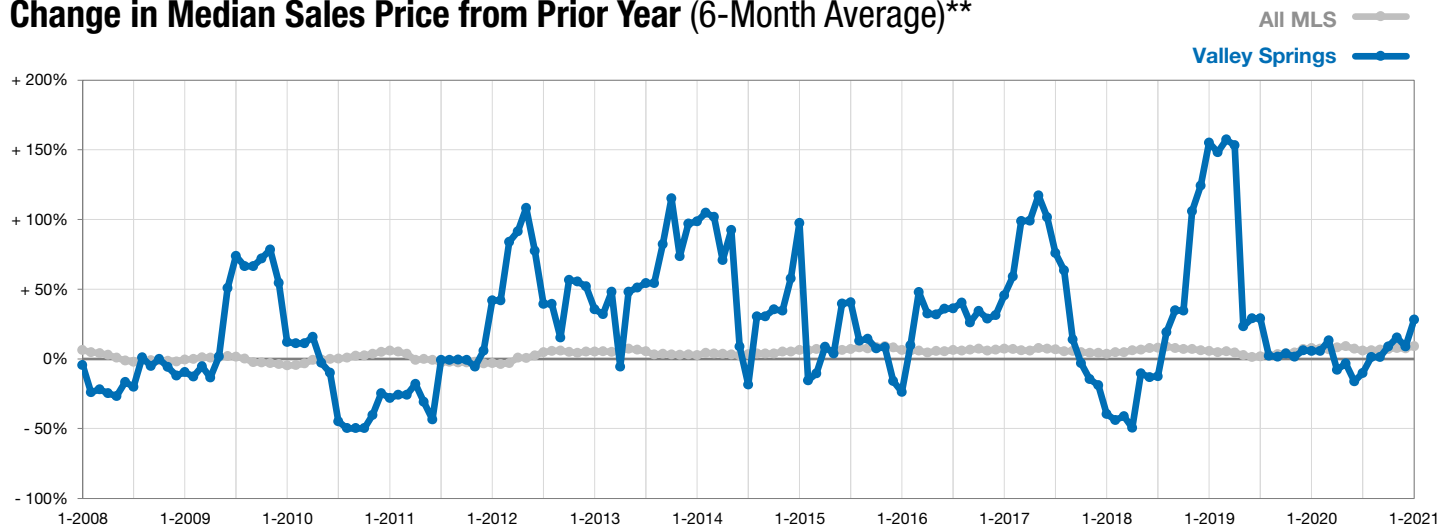
■ 2020 ■ 2021

Year to Date

■ 2020 ■ 2021



Change in Median Sales Price from Prior Year (6-Month Average)**



** Each dot represents the change in median sales price from the prior year using a 6-month weighted average. This means that each of the 6 months used in a dot are proportioned according to their share of sales during that period.