

Local Market Update – February 2021

A RESEARCH TOOL PROVIDED BY THE REALTOR® ASSOCIATION OF THE SIOUX EMPIRE, INC.



Beresford

Union County, SD

0.0%

--

--

Change in
New Listings

Change in
Closed Sales

Change in
Median Sales Price

February

Year to Date

	2020	2021	+ / -	2020	2021	+ / -
New Listings	3	3	0.0%	6	7	+ 16.7%
Closed Sales	0	3	--	0	6	--
Median Sales Price*	\$0	\$129,500	--	\$0	\$229,500	--
Average Sales Price*	\$0	\$138,167	--	\$0	\$247,917	--
Percent of Original List Price Received*	0.0%	92.3%	--	0.0%	93.4%	--
Average Days on Market Until Sale	0	85	--	0	96	--
Inventory of Homes for Sale	10	13	+ 30.0%	--	--	--
Months Supply of Inventory	2.9	3.0	+ 2.6%	--	--	--

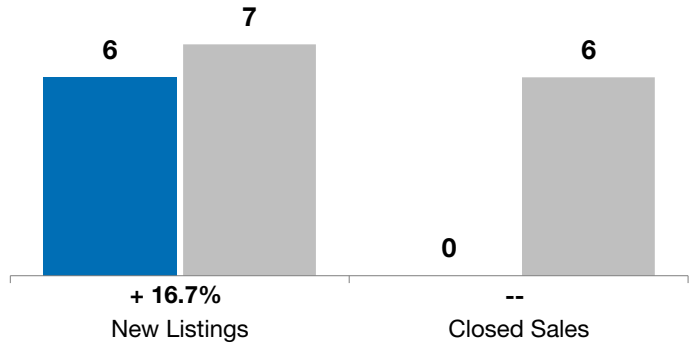
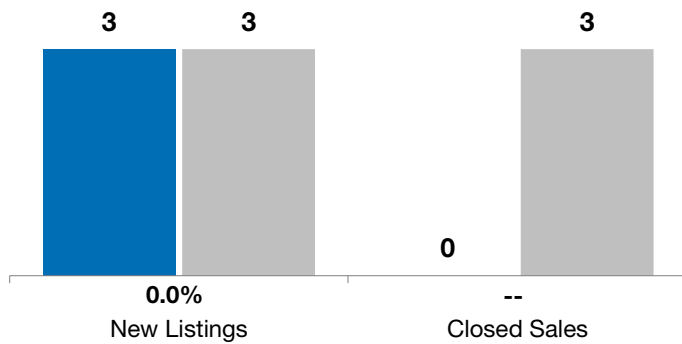
* Does not account for list prices from any previous listing contracts or seller concessions. | Activity for one month can sometimes look extreme due to small sample size.

February

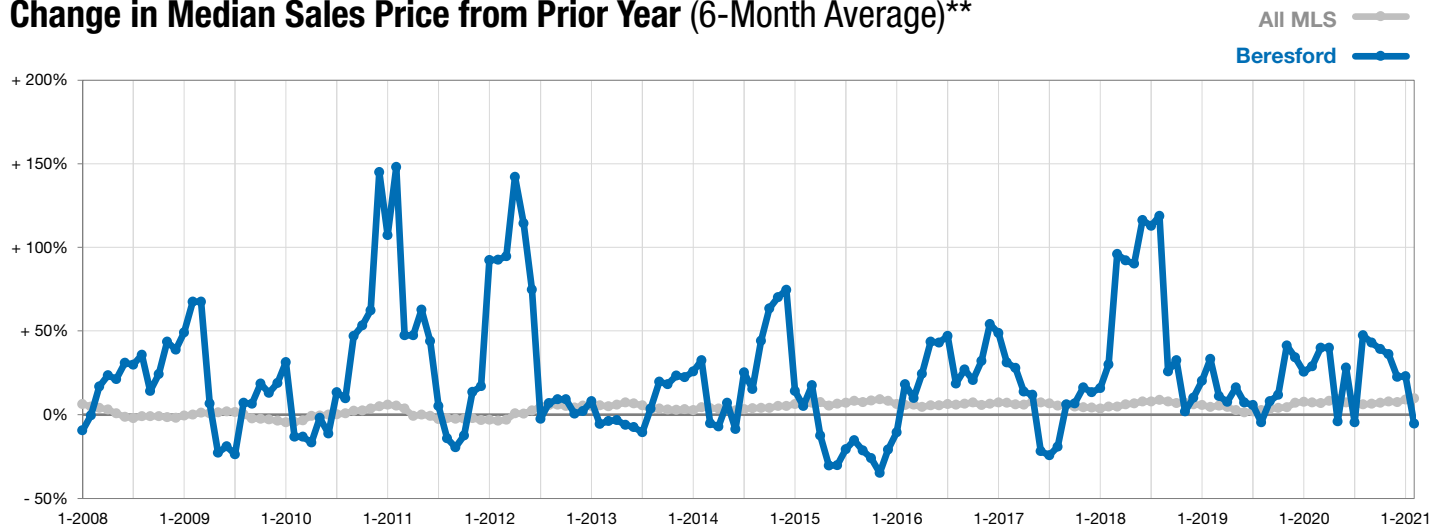
■ 2020 ■ 2021

Year to Date

■ 2020 ■ 2021



Change in Median Sales Price from Prior Year (6-Month Average)**



** Each dot represents the change in median sales price from the prior year using a 6-month weighted average. This means that each of the 6 months used in a dot are proportioned according to their share of sales during that period.