

Local Market Update – February 2021

A RESEARCH TOOL PROVIDED BY THE REALTOR® ASSOCIATION OF THE SIOUX EMPIRE, INC.



Luverne

Rock County, MN

- 58.3%

Change in
New Listings

- 50.0%

Change in
Closed Sales

- 26.1%

Change in
Median Sales Price

	February			Year to Date		
	2020	2021	+ / -	2020	2021	+ / -
New Listings	12	5	- 58.3%	16	11	- 31.3%
Closed Sales	4	2	- 50.0%	5	7	+ 40.0%
Median Sales Price*	\$222,450	\$164,500	- 26.1%	\$220,000	\$180,000	- 18.2%
Average Sales Price*	\$236,225	\$164,500	- 30.4%	\$192,480	\$188,414	- 2.1%
Percent of Original List Price Received*	97.1%	101.7%	+ 4.7%	93.2%	99.0%	+ 6.2%
Average Days on Market Until Sale	175	116	- 33.9%	157	190	+ 21.0%
Inventory of Homes for Sale	37	29	- 21.6%	--	--	--
Months Supply of Inventory	6.0	5.3	- 12.1%	--	--	--

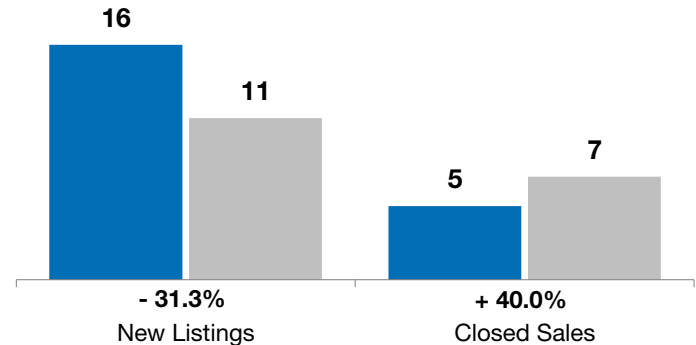
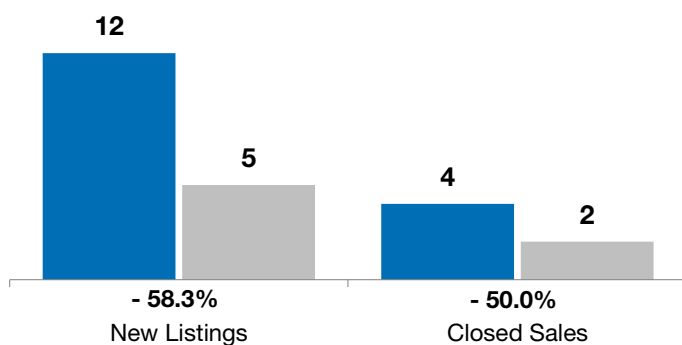
* Does not account for list prices from any previous listing contracts or seller concessions. | Activity for one month can sometimes look extreme due to small sample size.

February

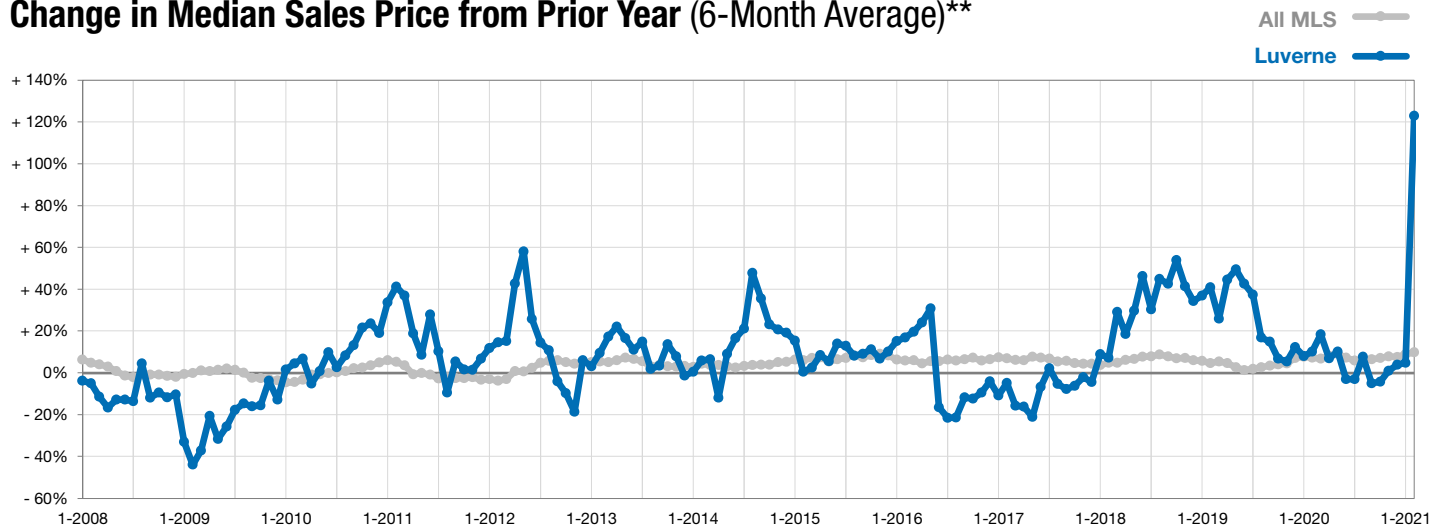
■ 2020 ■ 2021

Year to Date

■ 2020 ■ 2021



Change in Median Sales Price from Prior Year (6-Month Average)**



** Each dot represents the change in median sales price from the prior year using a 6-month weighted average. This means that each of the 6 months used in a dot are proportioned according to their share of sales during that period.