

Local Market Update – February 2021

A RESEARCH TOOL PROVIDED BY THE REALTOR® ASSOCIATION OF THE SIOUX EMPIRE, INC.



Worthing

Lincoln County, SD

+ 50.0%

Change in
New Listings

0.0%

Change in
Closed Sales

+ 61.1%

Change in
Median Sales Price

February

Year to Date

	2020	2021	+ / -	2020	2021	+ / -
New Listings	2	3	+ 50.0%	3	5	+ 66.7%
Closed Sales	2	2	0.0%	2	3	+ 50.0%
Median Sales Price*	\$133,750	\$215,500	+ 61.1%	\$133,750	\$206,000	+ 54.0%
Average Sales Price*	\$133,750	\$215,500	+ 61.1%	\$133,750	\$212,333	+ 58.8%
Percent of Original List Price Received*	96.2%	82.1%	- 14.7%	96.2%	86.7%	- 9.9%
Average Days on Market Until Sale	79	58	- 26.8%	79	63	- 20.2%
Inventory of Homes for Sale	4	5	+ 25.0%	--	--	--
Months Supply of Inventory	1.6	2.0	+ 25.0%	--	--	--

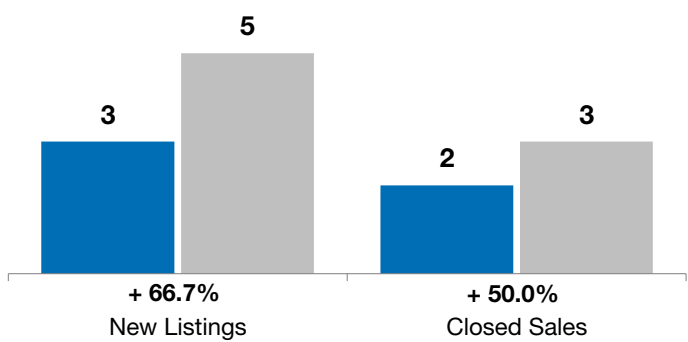
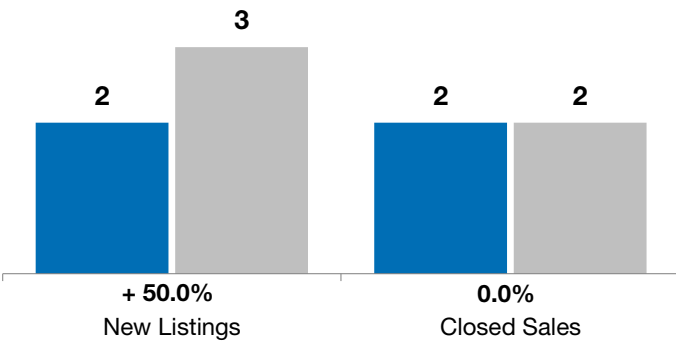
* Does not account for list prices from any previous listing contracts or seller concessions. | Activity for one month can sometimes look extreme due to small sample size.

February

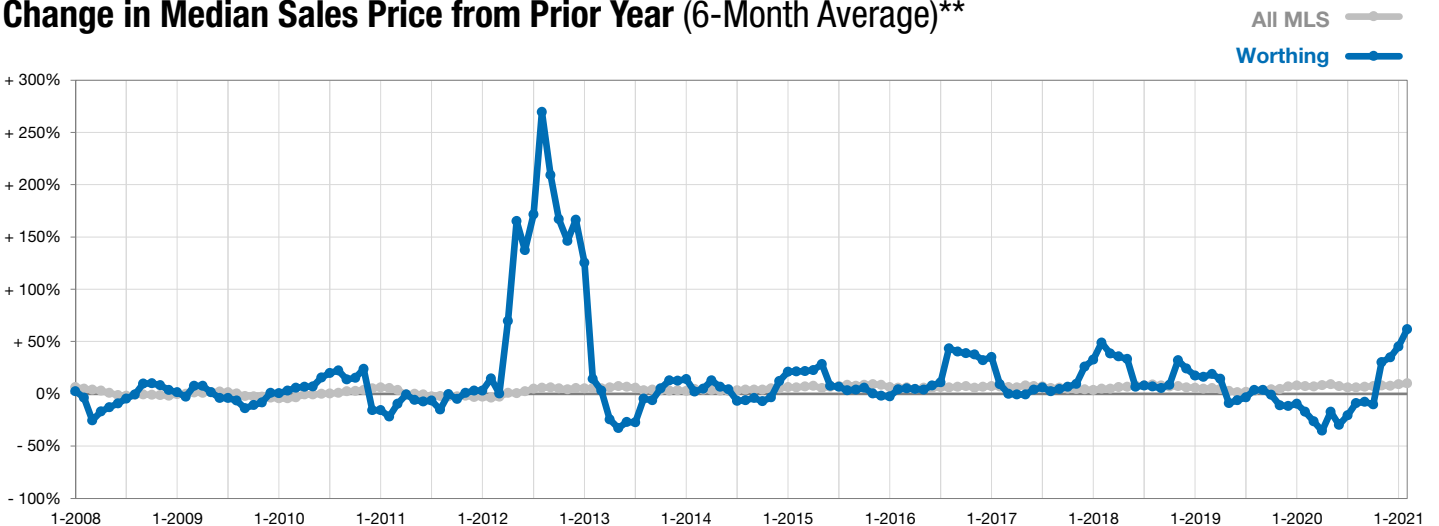
■ 2020 ■ 2021

Year to Date

■ 2020 ■ 2021



Change in Median Sales Price from Prior Year (6-Month Average)**



** Each dot represents the change in median sales price from the prior year using a 6-month weighted average. This means that each of the 6 months used in a dot are proportioned according to their share of sales during that period.