

Local Market Update – March 2021

A RESEARCH TOOL PROVIDED BY THE REALTOR® ASSOCIATION OF THE SIOUX EMPIRE, INC.



Dell Rapids

- 22.2%

+ 50.0%

- 14.1%

Change in
New Listings

Change in
Closed Sales

Change in
Median Sales Price

Minnehaha County, SD

March

Year to Date

	2020	2021	+ / -	2020	2021	+ / -
New Listings	9	7	- 22.2%	21	16	- 23.8%
Closed Sales	2	3	+ 50.0%	9	12	+ 33.3%
Median Sales Price*	\$233,750	\$200,850	- 14.1%	\$220,000	\$191,425	- 13.0%
Average Sales Price*	\$233,750	\$183,583	- 21.5%	\$212,367	\$291,054	+ 37.1%
Percent of Original List Price Received*	97.5%	101.0%	+ 3.6%	97.2%	103.1%	+ 6.1%
Average Days on Market Until Sale	96	43	- 54.6%	83	157	+ 88.7%
Inventory of Homes for Sale	27	8	- 70.4%	--	--	--
Months Supply of Inventory	4.4	1.3	- 69.5%	--	--	--

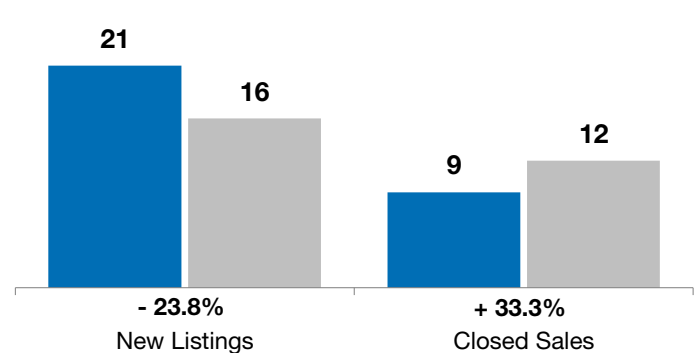
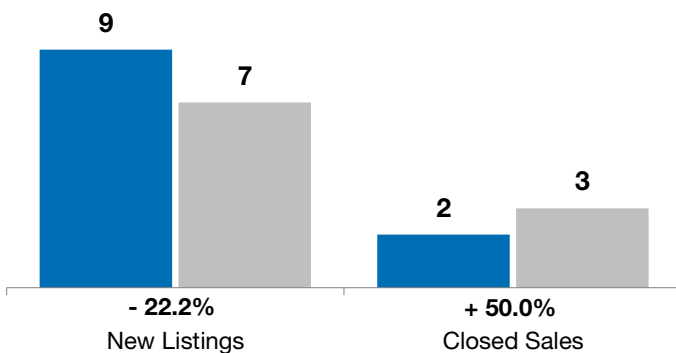
* Does not account for list prices from any previous listing contracts or seller concessions. | Activity for one month can sometimes look extreme due to small sample size.

March

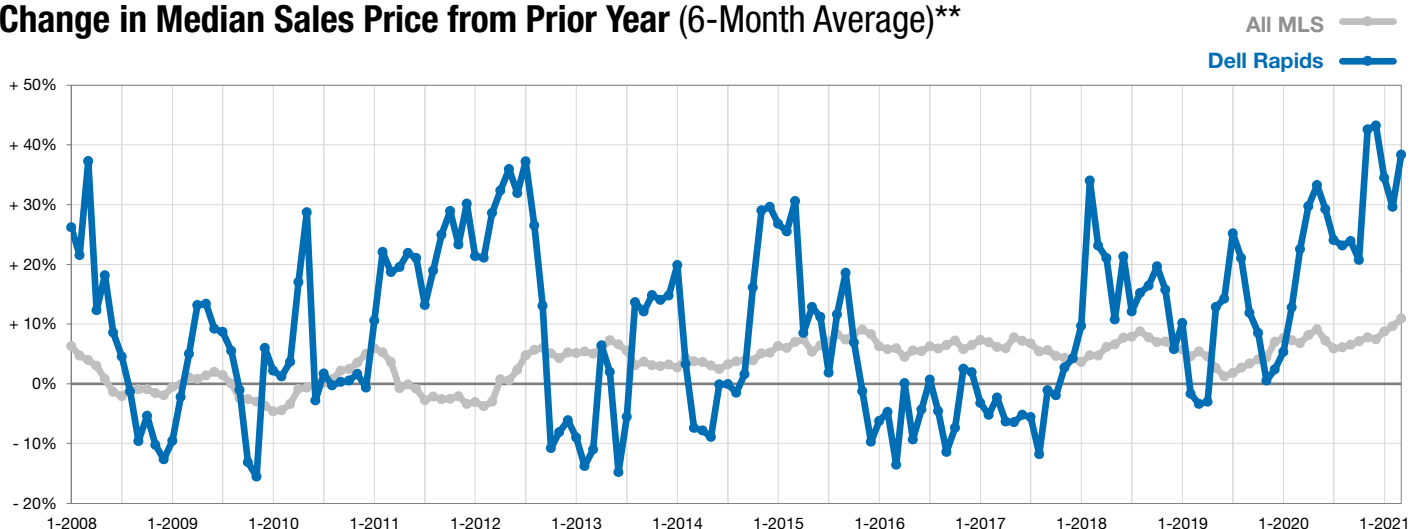
■ 2020 ■ 2021

Year to Date

■ 2020 ■ 2021



Change in Median Sales Price from Prior Year (6-Month Average)**



** Each dot represents the change in median sales price from the prior year using a 6-month weighted average. This means that each of the 6 months used in a dot are proportioned according to their share of sales during that period.