

Local Market Update – March 2021

A RESEARCH TOOL PROVIDED BY THE REALTOR® ASSOCIATION OF THE SIOUX EMPIRE, INC.



Worthing

Lincoln County, SD

+ 200.0%

--

--

Change in
New Listings

Change in
Closed Sales

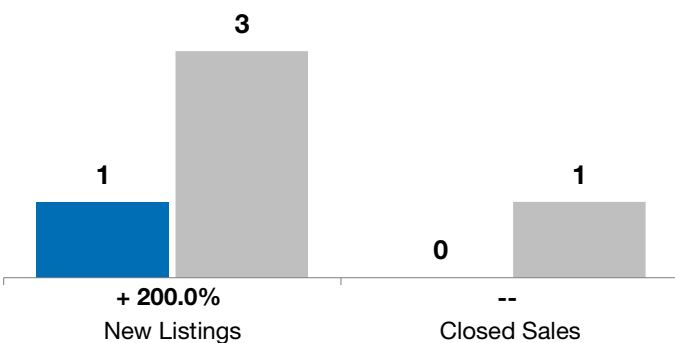
Change in
Median Sales Price

	March			Year to Date		
	2020	2021	+ / -	2020	2021	+ / -
New Listings	1	3	+ 200.0%	4	8	+ 100.0%
Closed Sales	0	1	--	2	4	+ 100.0%
Median Sales Price*	\$0	\$162,000	--	\$133,750	\$184,000	+ 37.6%
Average Sales Price*	\$0	\$162,000	--	\$133,750	\$199,750	+ 49.3%
Percent of Original List Price Received*	0.0%	95.3%	--	96.2%	88.8%	- 7.7%
Average Days on Market Until Sale	0	99	--	79	72	- 8.6%
Inventory of Homes for Sale	5	4	- 20.0%	--	--	--
Months Supply of Inventory	1.9	1.6	- 16.2%	--	--	--

* Does not account for list prices from any previous listing contracts or seller concessions. | Activity for one month can sometimes look extreme due to small sample size.

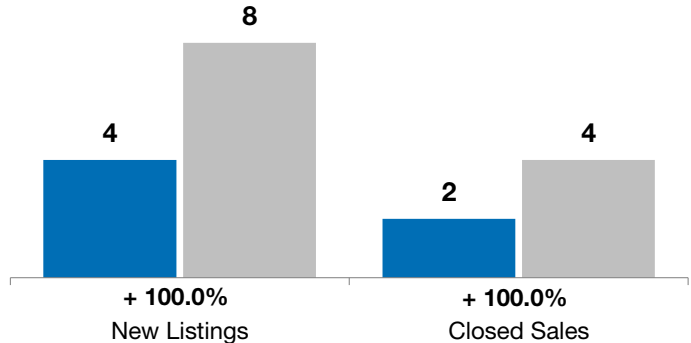
March

■ 2020 ■ 2021

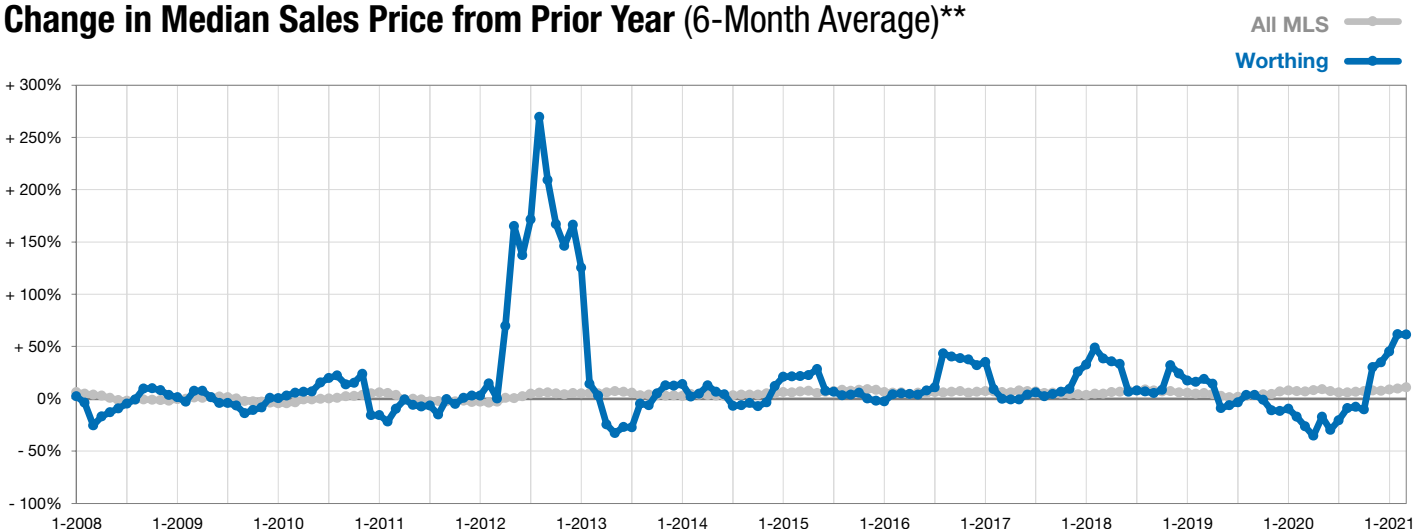


Year to Date

■ 2020 ■ 2021



Change in Median Sales Price from Prior Year (6-Month Average)**



** Each dot represents the change in median sales price from the prior year using a 6-month weighted average. This means that each of the 6 months used in a dot are proportioned according to their share of sales during that period.