

Local Market Update – April 2021

A RESEARCH TOOL PROVIDED BY THE REALTOR® ASSOCIATION OF THE SIOUX EMPIRE, INC.



Baltic

Minnehaha County, SD

+ 100.0% **- 50.0%** **- 30.9%**

Change in
New Listings

Change in
Closed Sales

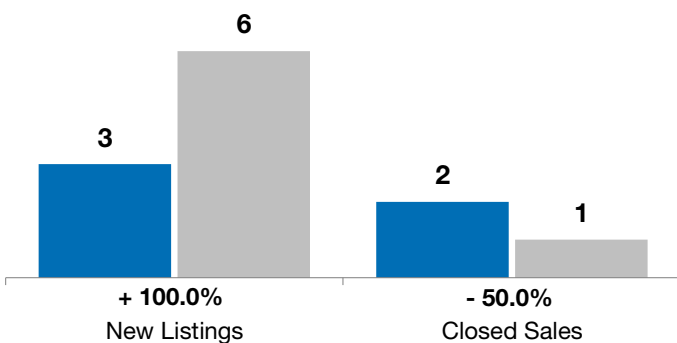
Change in
Median Sales Price

	April			Year to Date		
	2020	2021	+ / -	2020	2021	+ / -
New Listings	3	6	+ 100.0%	12	11	- 8.3%
Closed Sales	2	1	- 50.0%	8	4	- 50.0%
Median Sales Price*	\$246,000	\$170,000	- 30.9%	\$209,900	\$217,500	+ 3.6%
Average Sales Price*	\$246,000	\$170,000	- 30.9%	\$243,388	\$211,700	- 13.0%
Percent of Original List Price Received*	97.0%	103.0%	+ 6.2%	98.2%	96.6%	- 1.7%
Average Days on Market Until Sale	38	52	+ 36.8%	89	92	+ 3.4%
Inventory of Homes for Sale	10	7	- 30.0%	--	--	--
Months Supply of Inventory	3.4	2.0	- 42.7%	--	--	--

* Does not account for list prices from any previous listing contracts or seller concessions. | Activity for one month can sometimes look extreme due to small sample size.

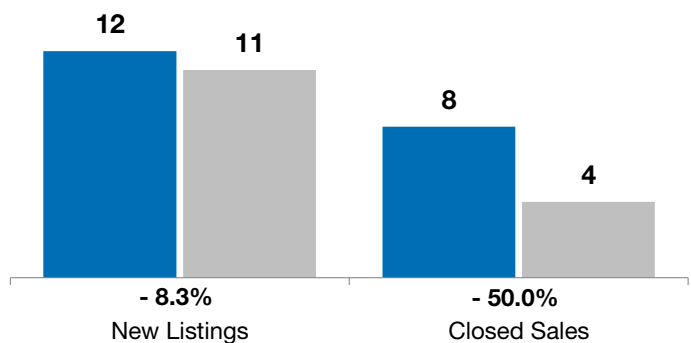
April

■ 2020 ■ 2021



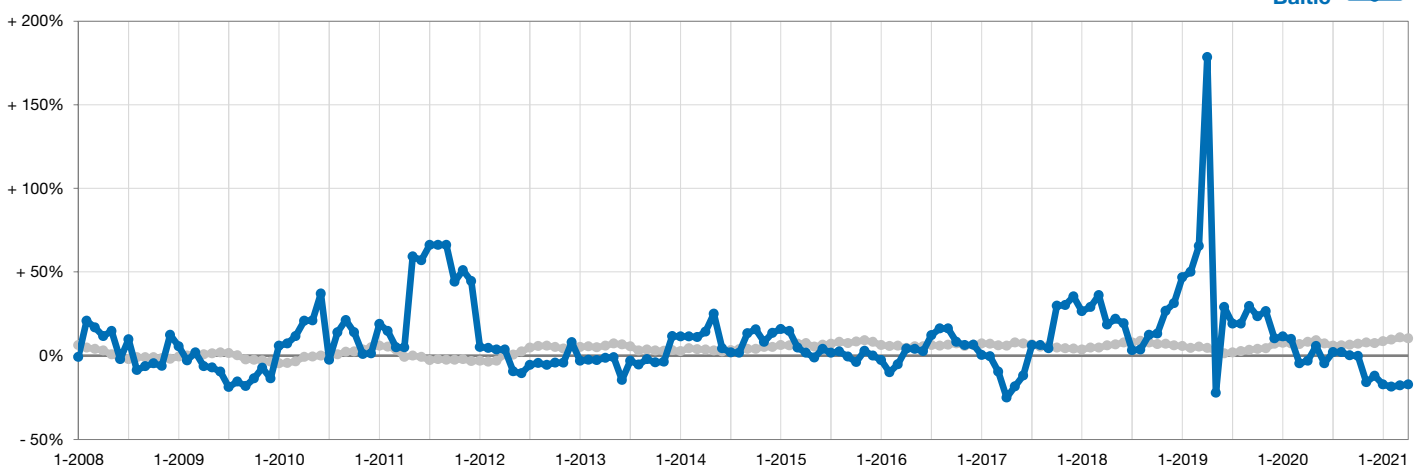
Year to Date

■ 2020 ■ 2021



Change in Median Sales Price from Prior Year (6-Month Average)**

All MLS — All MLS
Baltic — Baltic



** Each dot represents the change in median sales price from the prior year using a 6-month weighted average. This means that each of the 6 months used in a dot are proportioned according to their share of sales during that period.