

Local Market Update – April 2021

A RESEARCH TOOL PROVIDED BY THE REALTOR® ASSOCIATION OF THE SIOUX EMPIRE, INC.



Beresford

Union County, SD

0.0%

Change in
New Listings

+ 300.0%

Change in
Closed Sales

- 20.0%

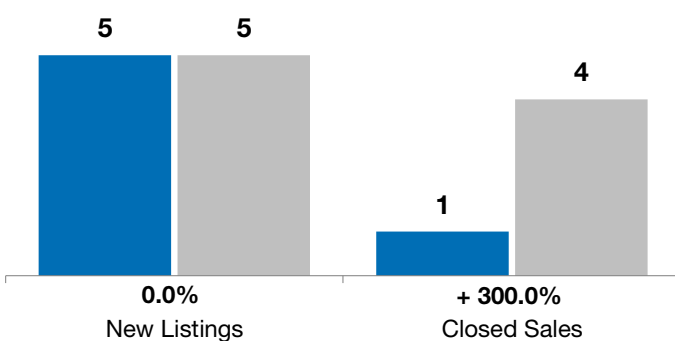
Change in
Median Sales Price

	April			Year to Date		
	2020	2021	+ / -	2020	2021	+ / -
New Listings	5	5	0.0%	16	15	- 6.3%
Closed Sales	1	4	+ 300.0%	1	13	+ 1200.0%
Median Sales Price*	\$225,000	\$179,900	- 20.0%	\$225,000	\$202,450	- 10.0%
Average Sales Price*	\$225,000	\$160,825	- 28.5%	\$225,000	\$219,831	- 2.3%
Percent of Original List Price Received*	95.7%	99.7%	+ 4.1%	95.7%	96.0%	+ 0.2%
Average Days on Market Until Sale	70	101	+ 44.6%	70	96	+ 36.9%
Inventory of Homes for Sale	17	10	- 41.2%	--	--	--
Months Supply of Inventory	5.9	2.1	- 64.4%	--	--	--

* Does not account for list prices from any previous listing contracts or seller concessions. | Activity for one month can sometimes look extreme due to small sample size.

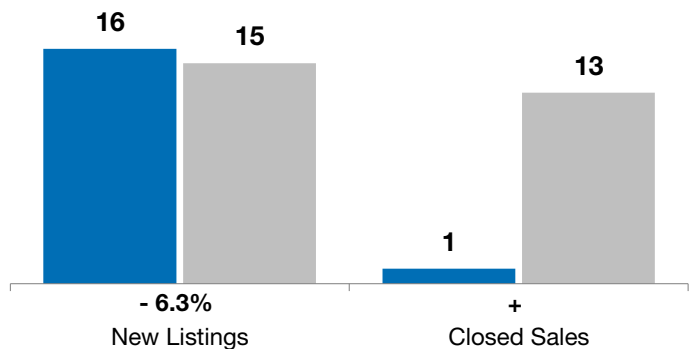
April

■ 2020 ■ 2021

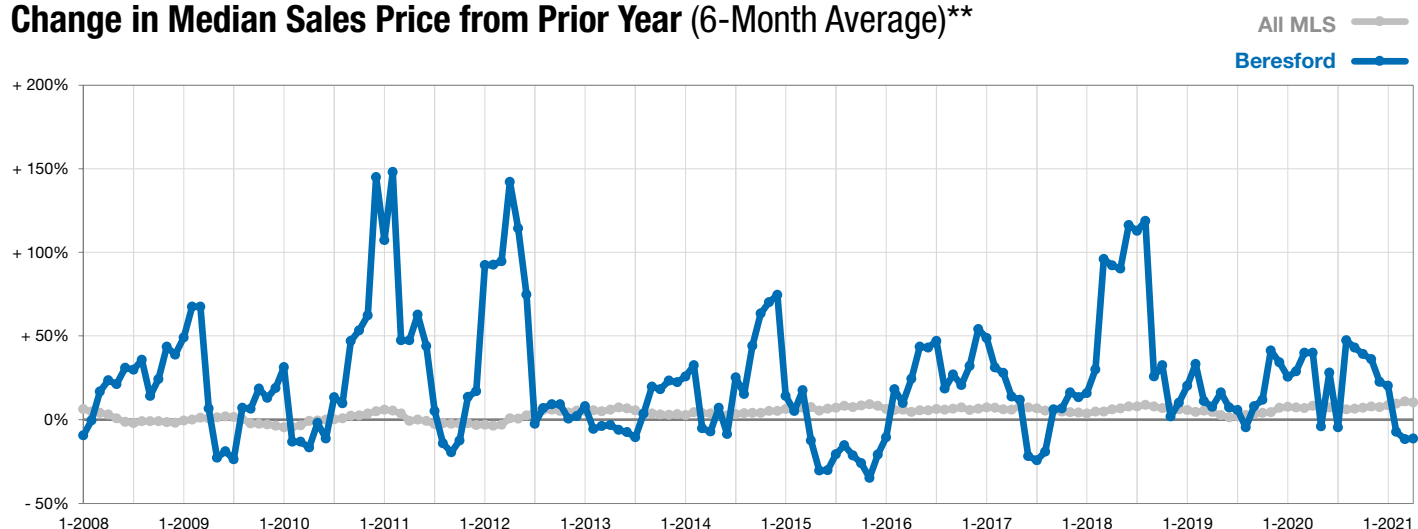


Year to Date

■ 2020 ■ 2021



Change in Median Sales Price from Prior Year (6-Month Average)**



** Each dot represents the change in median sales price from the prior year using a 6-month weighted average. This means that each of the 6 months used in a dot are proportioned according to their share of sales during that period.