

Local Market Update – April 2021

A RESEARCH TOOL PROVIDED BY THE REALTOR® ASSOCIATION OF THE SIOUX EMPIRE, INC.



Garretson

+ 50.0%

0.0%

+ 705.8%

Change in
New Listings

Change in
Closed Sales

Change in
Median Sales Price

Minnehaha County, SD

April

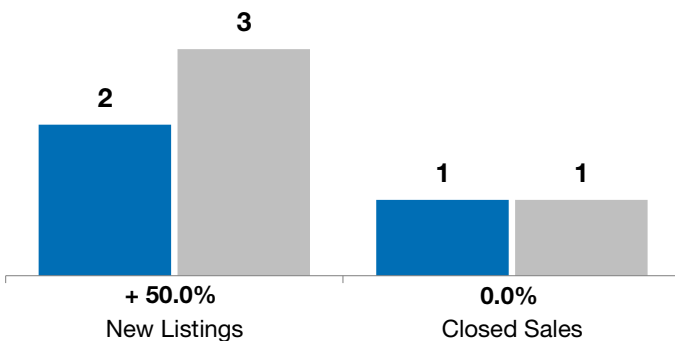
Year to Date

	2020	2021	+ / -	2020	2021	+ / -
New Listings	2	3	+ 50.0%	13	8	- 38.5%
Closed Sales	1	1	0.0%	11	2	- 81.8%
Median Sales Price*	\$36,300	\$292,500	+ 705.8%	\$187,500	\$256,250	+ 36.7%
Average Sales Price*	\$36,300	\$292,500	+ 705.8%	\$244,341	\$256,250	+ 4.9%
Percent of Original List Price Received*	100.3%	99.2%	- 1.1%	98.3%	100.0%	+ 1.7%
Average Days on Market Until Sale	45	53	+ 17.8%	64	88	+ 38.5%
Inventory of Homes for Sale	7	4	- 42.9%	--	--	--
Months Supply of Inventory	2.1	1.4	- 35.3%	--	--	--

* Does not account for list prices from any previous listing contracts or seller concessions. | Activity for one month can sometimes look extreme due to small sample size.

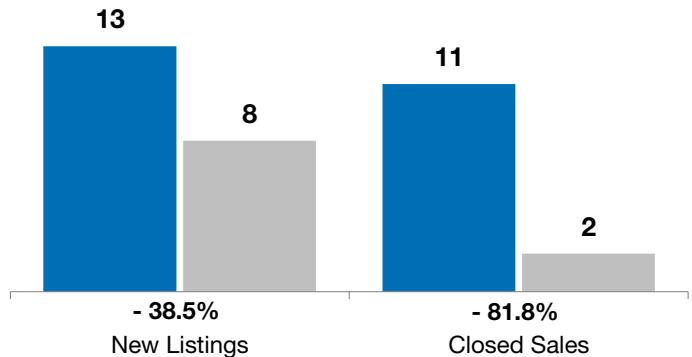
April

■ 2020 ■ 2021

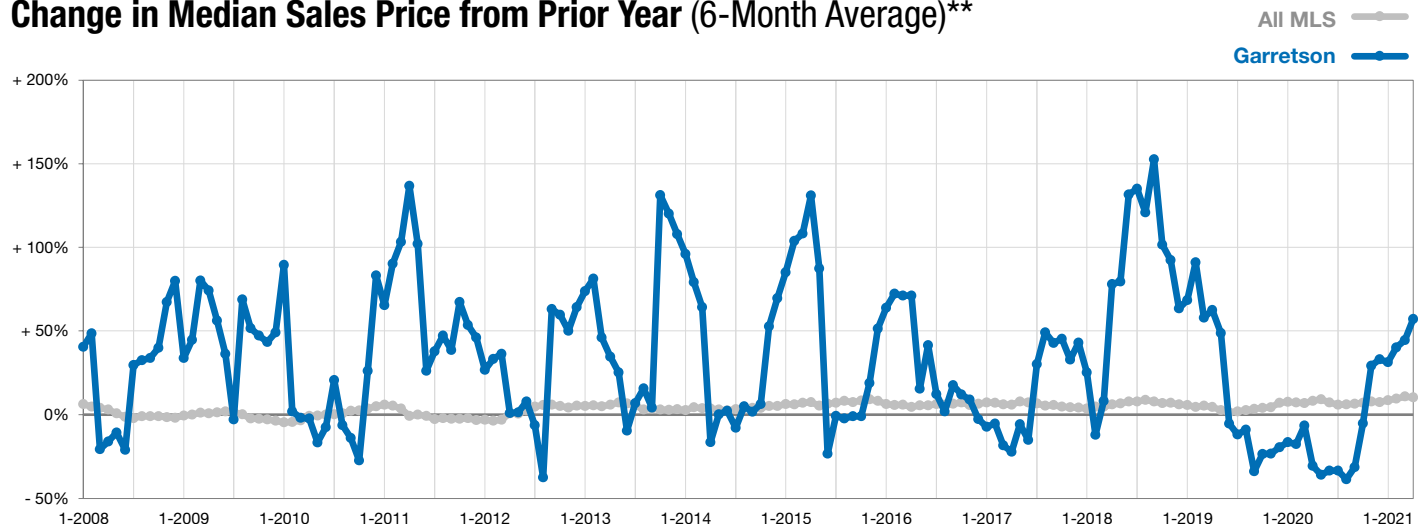


Year to Date

■ 2020 ■ 2021



Change in Median Sales Price from Prior Year (6-Month Average)**



** Each dot represents the change in median sales price from the prior year using a 6-month weighted average. This means that each of the 6 months used in a dot are proportioned according to their share of sales during that period.