

Local Market Update – April 2021

A RESEARCH TOOL PROVIDED BY THE REALTOR® ASSOCIATION OF THE SIOUX EMPIRE, INC.



Madison

+ 85.7%

+ 42.9%

- 21.0%

Change in
New Listings

Change in
Closed Sales

Change in
Median Sales Price

Lake County, SD

April

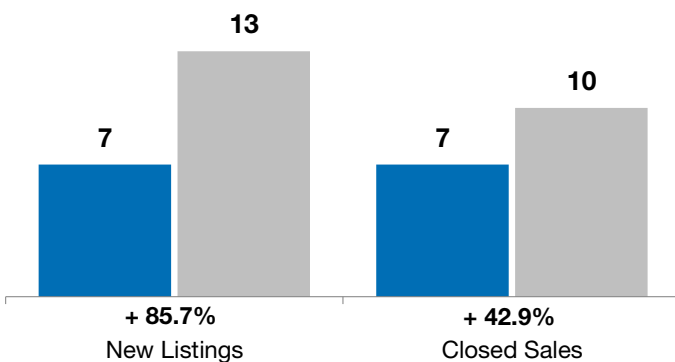
Year to Date

	2020	2021	+ / -	2020	2021	+ / -
New Listings	7	13	+ 85.7%	38	35	- 7.9%
Closed Sales	7	10	+ 42.9%	17	36	+ 111.8%
Median Sales Price*	\$160,750	\$126,920	- 21.0%	\$137,450	\$124,900	- 9.1%
Average Sales Price*	\$175,750	\$131,407	- 25.2%	\$151,488	\$142,162	- 6.2%
Percent of Original List Price Received*	96.0%	94.4%	- 1.7%	96.3%	95.2%	- 1.2%
Average Days on Market Until Sale	92	111	+ 21.7%	106	113	+ 6.3%
Inventory of Homes for Sale	41	21	- 48.8%	--	--	--
Months Supply of Inventory	6.7	1.9	- 71.7%	--	--	--

* Does not account for list prices from any previous listing contracts or seller concessions. | Activity for one month can sometimes look extreme due to small sample size.

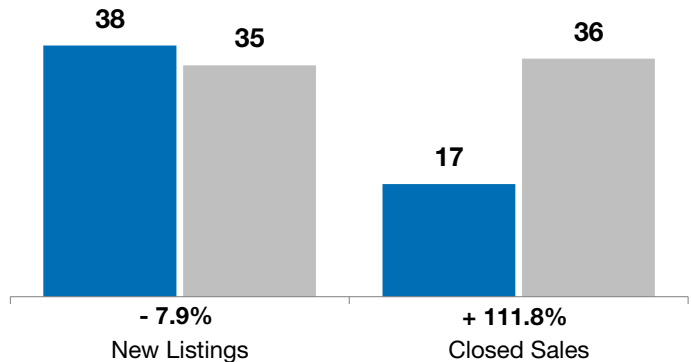
April

■ 2020 ■ 2021

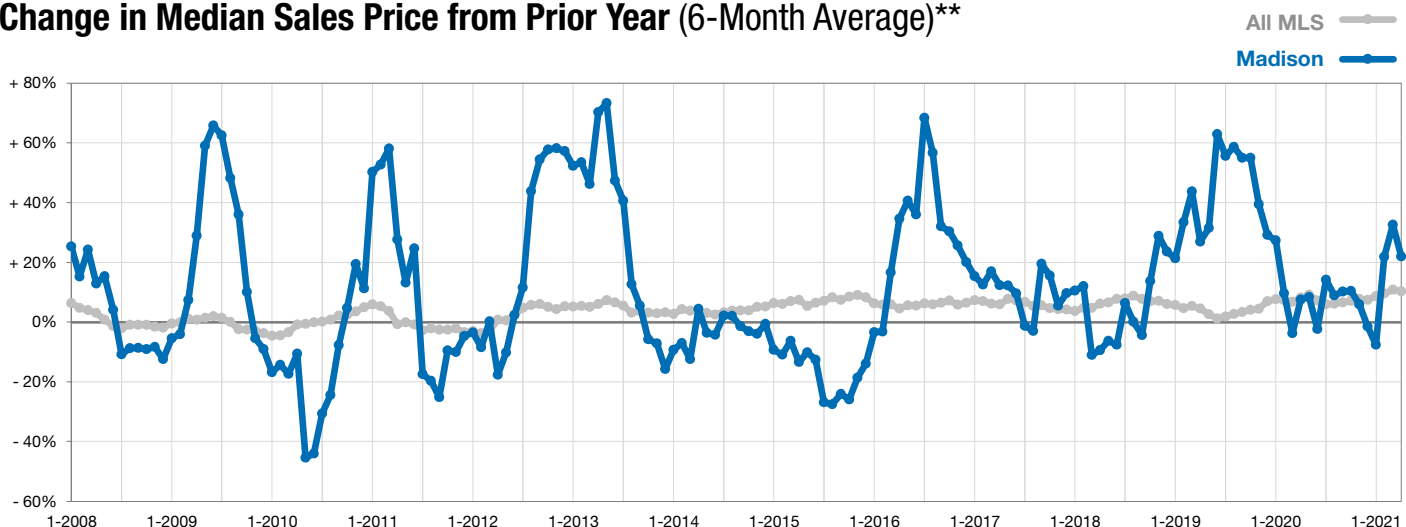


Year to Date

■ 2020 ■ 2021



Change in Median Sales Price from Prior Year (6-Month Average)**



** Each dot represents the change in median sales price from the prior year using a 6-month weighted average. This means that each of the 6 months used in a dot are proportioned according to their share of sales during that period.