

# Local Market Update – April 2021

A RESEARCH TOOL PROVIDED BY THE REALTOR® ASSOCIATION OF THE SIOUX EMPIRE, INC.



## Worthing

Lincoln County, SD

**- 100.0%**      **+ 300.0%**      **+ 418.0%**

Change in  
New Listings

Change in  
Closed Sales

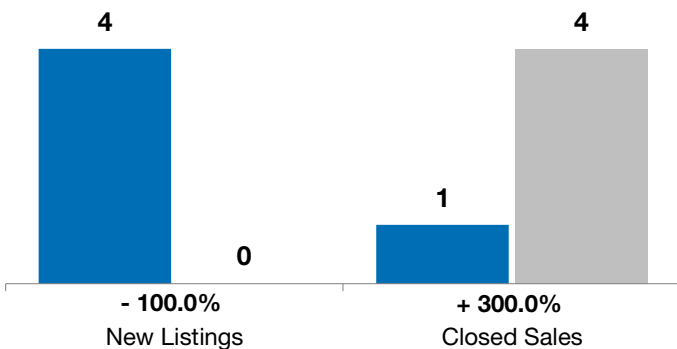
Change in  
Median Sales Price

	April			Year to Date		
	2020	2021	+ / -	2020	2021	+ / -
New Listings	4	0	- 100.0%	8	9	+ 12.5%
Closed Sales	1	4	+ 300.0%	3	8	+ 166.7%
Median Sales Price*	\$40,250	<b>\$208,500</b>	+ 418.0%	\$87,500	<b>\$206,500</b>	+ 136.0%
Average Sales Price*	\$40,250	<b>\$202,000</b>	+ 401.9%	\$102,583	<b>\$200,875</b>	+ 95.8%
Percent of Original List Price Received*	100.4%	<b>105.7%</b>	+ 5.3%	97.6%	<b>97.3%</b>	- 0.4%
Average Days on Market Until Sale	57	<b>40</b>	- 29.8%	71	<b>56</b>	- 21.7%
Inventory of Homes for Sale	8	<b>2</b>	- 75.0%	--	--	--
Months Supply of Inventory	3.0	<b>0.7</b>	- 75.6%	--	--	--

\* Does not account for list prices from any previous listing contracts or seller concessions. | Activity for one month can sometimes look extreme due to small sample size.

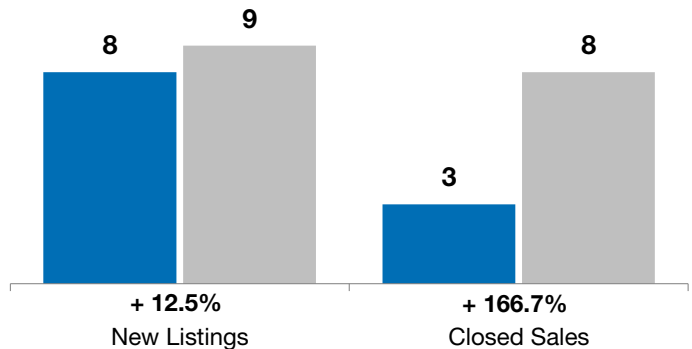
### April

■ 2020 ■ 2021

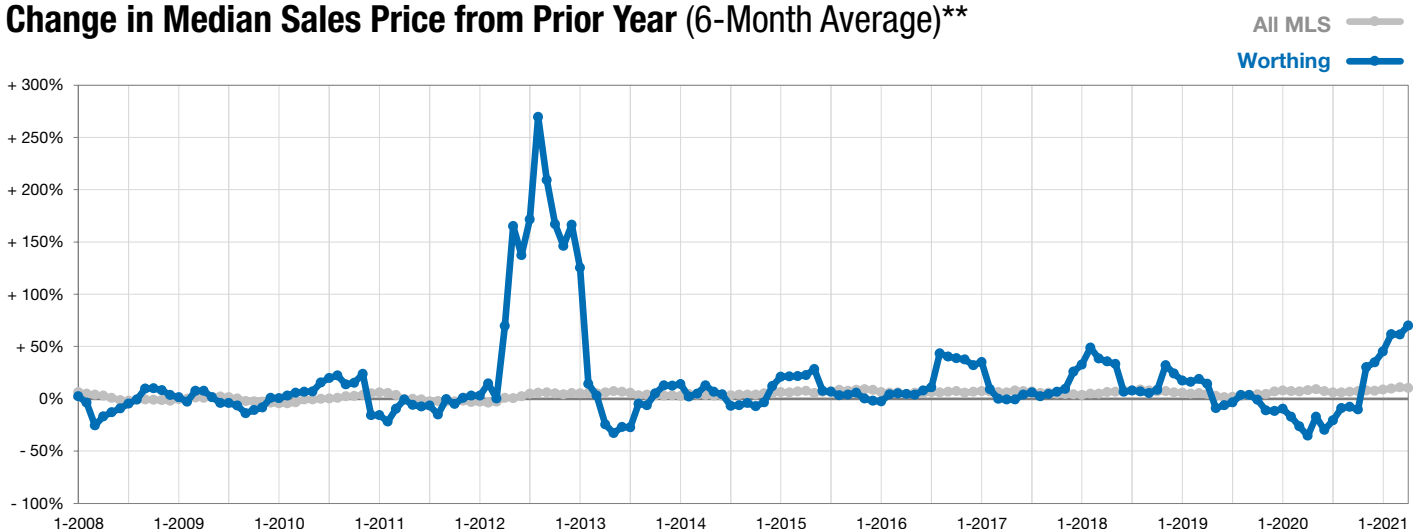


### Year to Date

■ 2020 ■ 2021



### Change in Median Sales Price from Prior Year (6-Month Average)\*\*



\*\* Each dot represents the change in median sales price from the prior year using a 6-month weighted average. This means that each of the 6 months used in a dot are proportioned according to their share of sales during that period.