

Local Market Update – May 2021

A RESEARCH TOOL PROVIDED BY THE REALTOR® ASSOCIATION OF THE SIOUX EMPIRE, INC.



Garretson

- 25.0%

Change in
New Listings

- 50.0%

Change in
Closed Sales

+ 101.9%

Change in
Median Sales Price

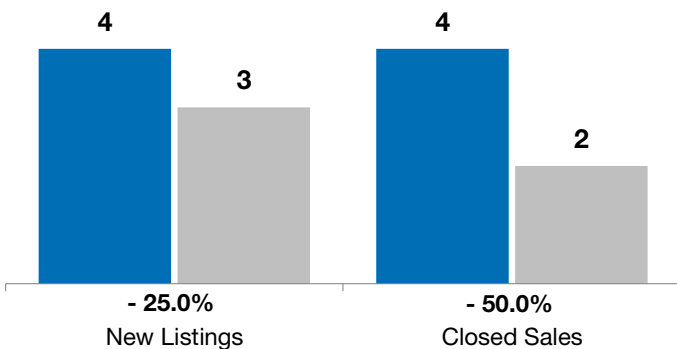
Minnehaha County, SD

	May			Year to Date		
	2020	2021	+ / -	2020	2021	+ / -
New Listings	4	3	- 25.0%	17	11	- 35.3%
Closed Sales	4	2	- 50.0%	15	4	- 73.3%
Median Sales Price*	\$143,500	\$289,750	+ 101.9%	\$173,000	\$256,250	+ 48.1%
Average Sales Price*	\$155,475	\$289,750	+ 86.4%	\$220,643	\$273,000	+ 23.7%
Percent of Original List Price Received*	98.1%	104.9%	+ 6.9%	98.2%	102.4%	+ 4.3%
Average Days on Market Until Sale	69	50	- 27.7%	65	69	+ 6.0%
Inventory of Homes for Sale	7	5	- 28.6%	--	--	--
Months Supply of Inventory	2.2	1.9	- 14.8%	--	--	--

* Does not account for list prices from any previous listing contracts or seller concessions. | Activity for one month can sometimes look extreme due to small sample size.

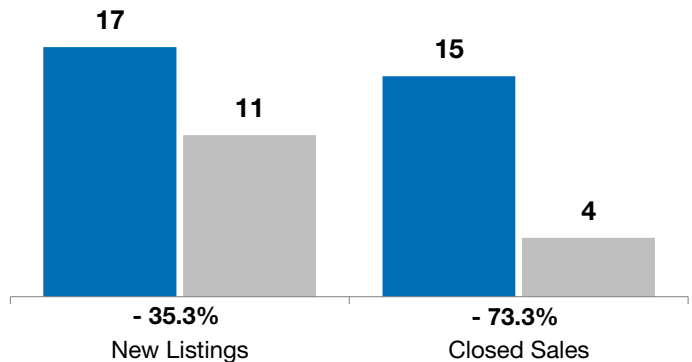
May

■ 2020 ■ 2021

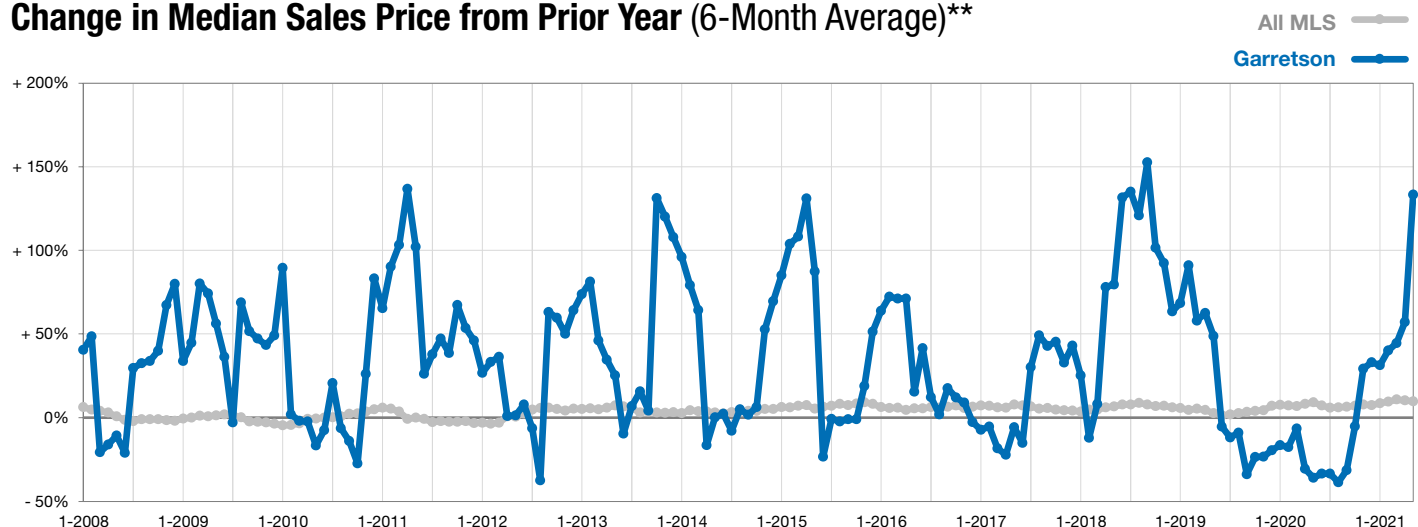


Year to Date

■ 2020 ■ 2021



Change in Median Sales Price from Prior Year (6-Month Average)**



** Each dot represents the change in median sales price from the prior year using a 6-month weighted average. This means that each of the 6 months used in a dot are proportioned according to their share of sales during that period.