

Local Market Update – June 2021

A RESEARCH TOOL PROVIDED BY THE REALTOR® ASSOCIATION OF THE SIOUX EMPIRE, INC.



Luverne

Rock County, MN

+ 200.0% **+ 200.0%** **+ 74.2%**

Change in
New Listings

Change in
Closed Sales

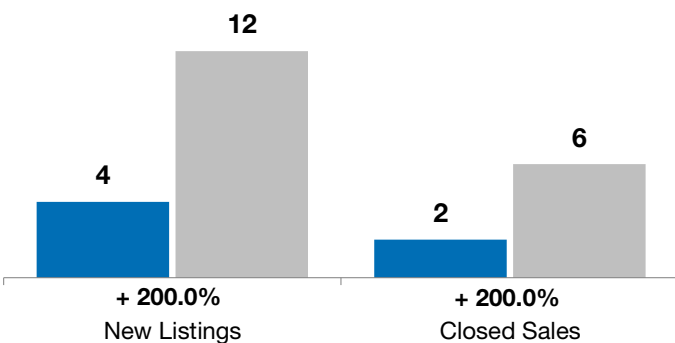
Change in
Median Sales Price

	June			Year to Date		
	2020	2021	+ / -	2020	2021	+ / -
New Listings	4	12	+ 200.0%	42	39	- 7.1%
Closed Sales	2	6	+ 200.0%	20	37	+ 85.0%
Median Sales Price*	\$104,750	\$182,450	+ 74.2%	\$152,500	\$190,000	+ 24.6%
Average Sales Price*	\$104,750	\$188,800	+ 80.2%	\$157,905	\$210,785	+ 33.5%
Percent of Original List Price Received*	90.5%	98.9%	+ 9.3%	93.5%	97.5%	+ 4.3%
Average Days on Market Until Sale	239	114	- 52.3%	143	158	+ 10.6%
Inventory of Homes for Sale	43	20	- 53.5%	--	--	--
Months Supply of Inventory	8.3	2.9	- 64.8%	--	--	--

* Does not account for list prices from any previous listing contracts or seller concessions. | Activity for one month can sometimes look extreme due to small sample size.

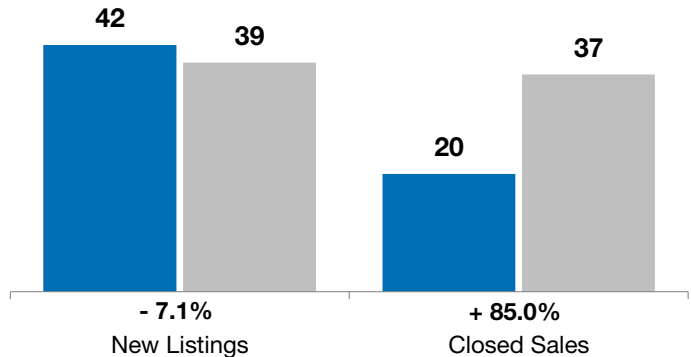
June

■ 2020 ■ 2021

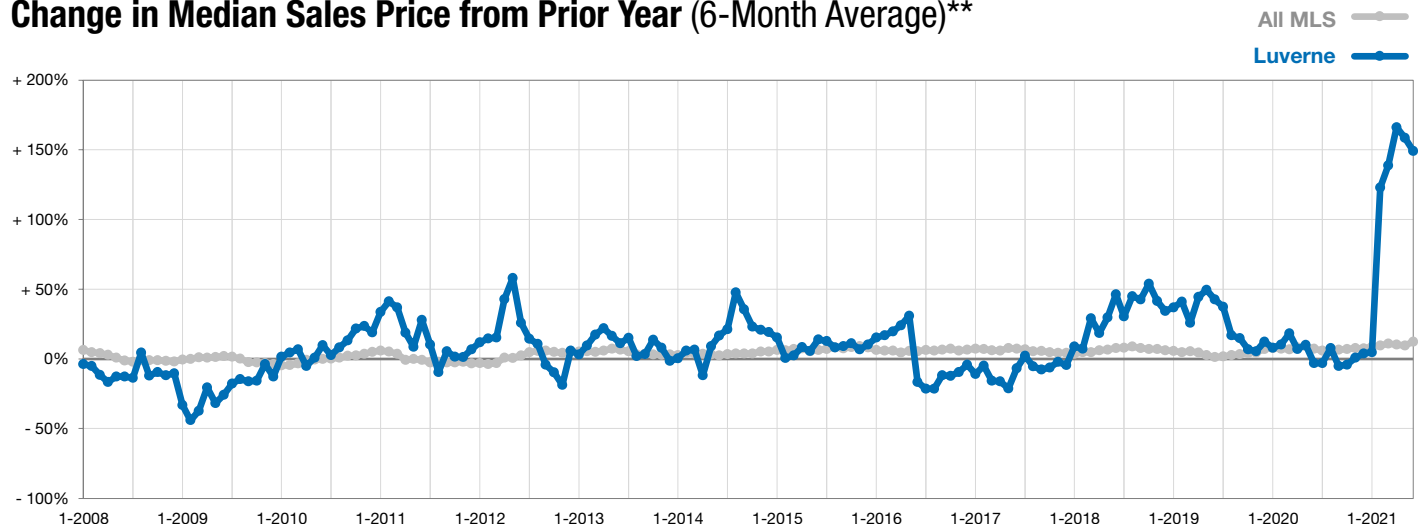


Year to Date

■ 2020 ■ 2021



Change in Median Sales Price from Prior Year (6-Month Average)**



** Each dot represents the change in median sales price from the prior year using a 6-month weighted average. This means that each of the 6 months used in a dot are proportioned according to their share of sales during that period.