

Local Market Update – June 2021

A RESEARCH TOOL PROVIDED BY THE REALTOR® ASSOCIATION OF THE SIOUX EMPIRE, INC.



Worthing

- 50.0%

+ 50.0%

+ 66.3%

Change in
New Listings

Change in
Closed Sales

Change in
Median Sales Price

Lincoln County, SD

June

Year to Date

	2020	2021	+ / -	2020	2021	+ / -
New Listings	4	2	- 50.0%	15	12	- 20.0%
Closed Sales	2	3	+ 50.0%	7	12	+ 71.4%
Median Sales Price*	\$222,500	\$370,000	+ 66.3%	\$175,500	\$208,500	+ 18.8%
Average Sales Price*	\$222,500	\$315,964	+ 42.0%	\$156,893	\$263,741	+ 68.1%
Percent of Original List Price Received*	100.0%	103.4%	+ 3.4%	99.4%	98.5%	- 0.9%
Average Days on Market Until Sale	45	90	+ 100.0%	58	64	+ 9.9%
Inventory of Homes for Sale	9	2	- 77.8%	--	--	--
Months Supply of Inventory	3.1	0.8	- 75.6%	--	--	--

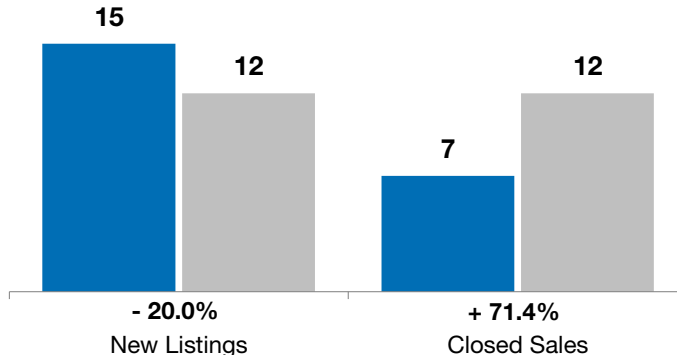
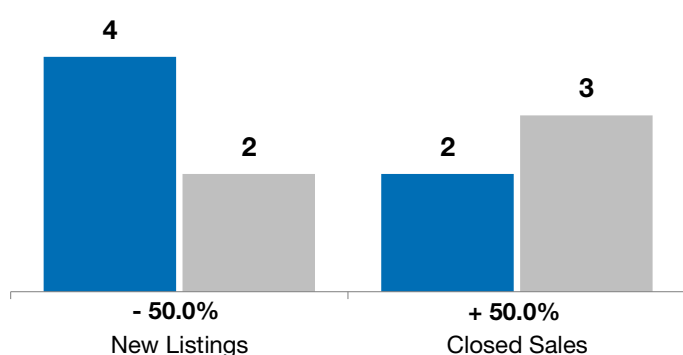
* Does not account for list prices from any previous listing contracts or seller concessions. | Activity for one month can sometimes look extreme due to small sample size.

June

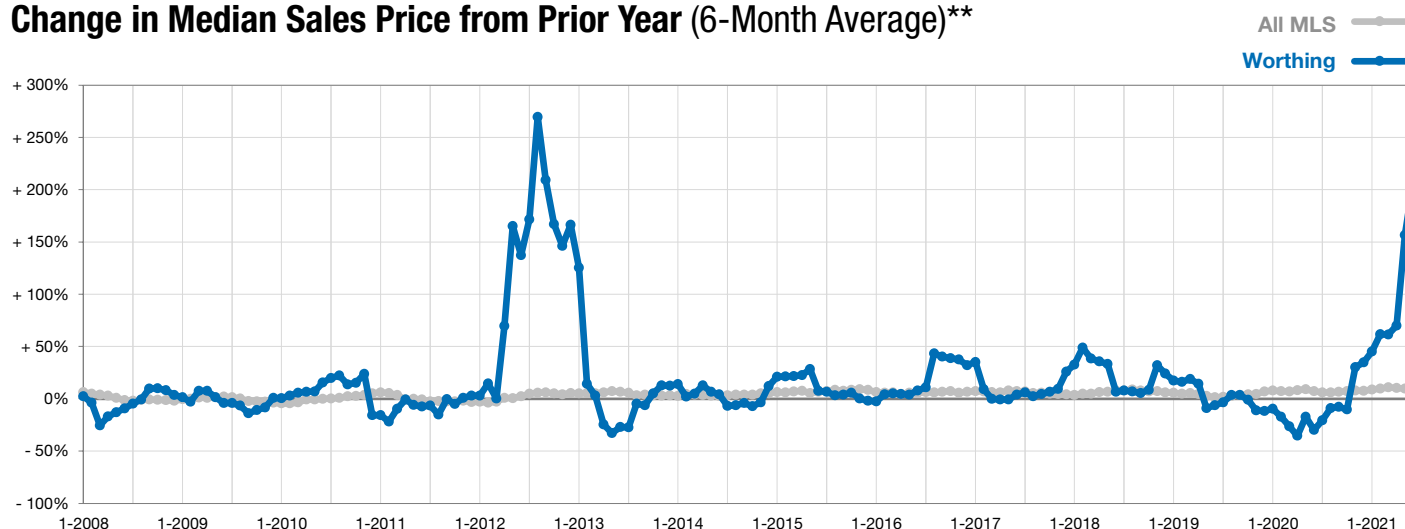
■ 2020 ■ 2021

Year to Date

■ 2020 ■ 2021



Change in Median Sales Price from Prior Year (6-Month Average)**



** Each dot represents the change in median sales price from the prior year using a 6-month weighted average. This means that each of the 6 months used in a dot are proportioned according to their share of sales during that period.