

Local Market Update – July 2021

A RESEARCH TOOL PROVIDED BY THE REALTOR® ASSOCIATION OF THE SIOUX EMPIRE, INC.



Baltic

Minnehaha County, SD

0.0%

Change in
New Listings

0.0%

Change in
Closed Sales

+ 56.3%

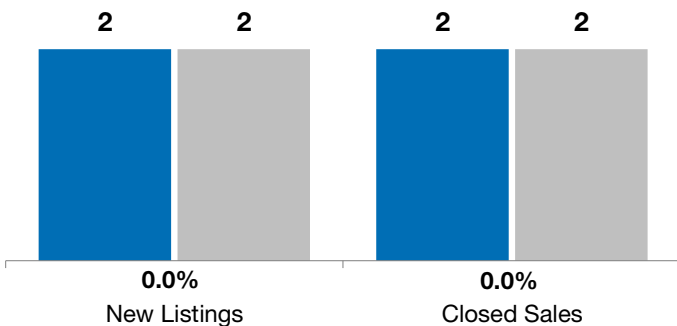
Change in
Median Sales Price

	July			Year to Date		
	2020	2021	+ / -	2020	2021	+ / -
New Listings	2	2	0.0%	23	18	- 21.7%
Closed Sales	2	2	0.0%	20	15	- 25.0%
Median Sales Price*	\$159,950	\$250,000	+ 56.3%	\$220,900	\$230,000	+ 4.1%
Average Sales Price*	\$159,950	\$250,000	+ 56.3%	\$234,945	\$244,707	+ 4.2%
Percent of Original List Price Received*	99.5%	87.0%	- 12.5%	99.2%	97.3%	- 1.9%
Average Days on Market Until Sale	41	42	+ 2.5%	82	72	- 12.1%
Inventory of Homes for Sale	6	4	- 33.3%	--	--	--
Months Supply of Inventory	2.0	1.2	- 38.9%	--	--	--

* Does not account for list prices from any previous listing contracts or seller concessions. | Activity for one month can sometimes look extreme due to small sample size.

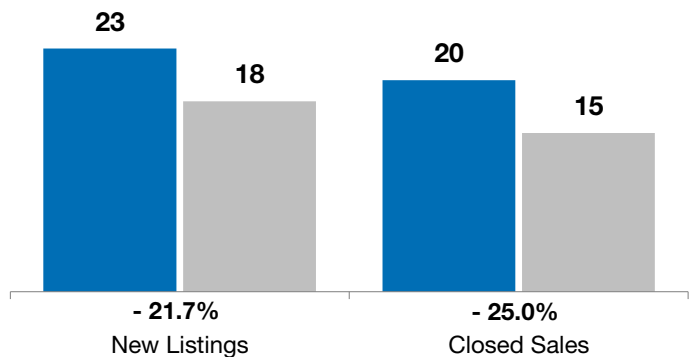
July

■ 2020 ■ 2021



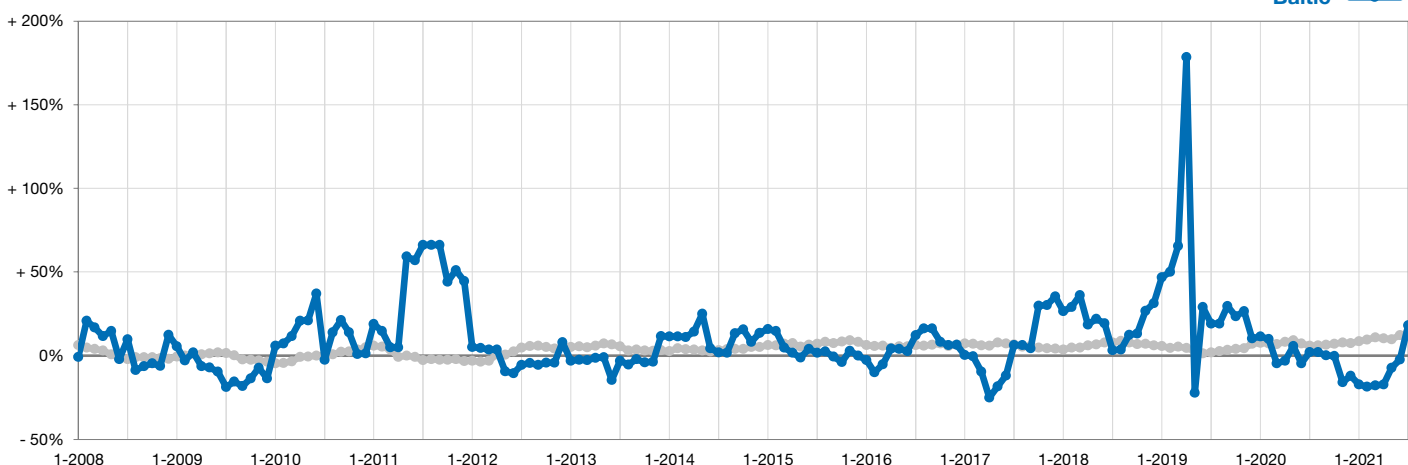
Year to Date

■ 2020 ■ 2021



Change in Median Sales Price from Prior Year (6-Month Average)**

All MLS —
Baltic —



** Each dot represents the change in median sales price from the prior year using a 6-month weighted average. This means that each of the 6 months used in a dot are proportioned according to their share of sales during that period.