

Local Market Update – August 2021

A RESEARCH TOOL PROVIDED BY THE REALTOR® ASSOCIATION OF THE SIOUX EMPIRE, INC.



Luverne

Rock County, MN

- 18.2%

Change in
New Listings

0.0%

Change in
Closed Sales

+ 54.5%

Change in
Median Sales Price

August

Year to Date

	2020	2021	+ / -	2020	2021	+ / -
New Listings	11	9	- 18.2%	58	57	- 1.7%
Closed Sales	7	7	0.0%	33	50	+ 51.5%
Median Sales Price*	\$110,000	\$169,900	+ 54.5%	\$130,000	\$180,000	+ 38.5%
Average Sales Price*	\$124,200	\$167,257	+ 34.7%	\$155,648	\$201,177	+ 29.3%
Percent of Original List Price Received*	98.1%	101.1%	+ 3.0%	95.6%	98.2%	+ 2.7%
Average Days on Market Until Sale	102	65	- 36.3%	122	136	+ 11.2%
Inventory of Homes for Sale	44	20	- 54.5%	--	--	--
Months Supply of Inventory	9.1	2.8	- 69.3%	--	--	--

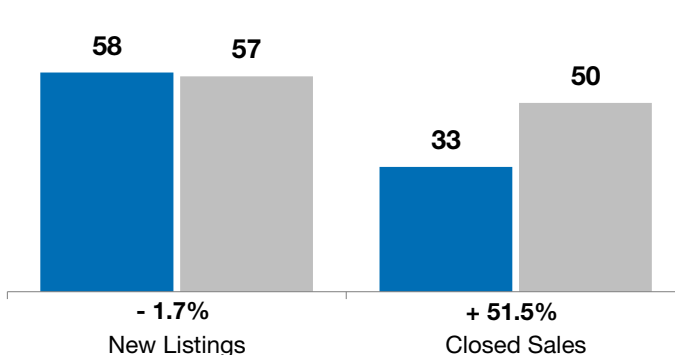
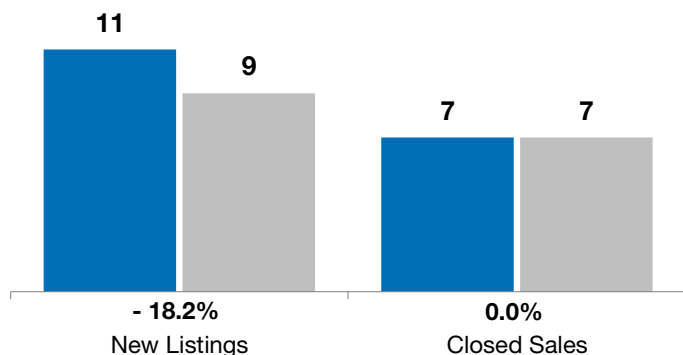
* Does not account for list prices from any previous listing contracts or seller concessions. | Activity for one month can sometimes look extreme due to small sample size.

August

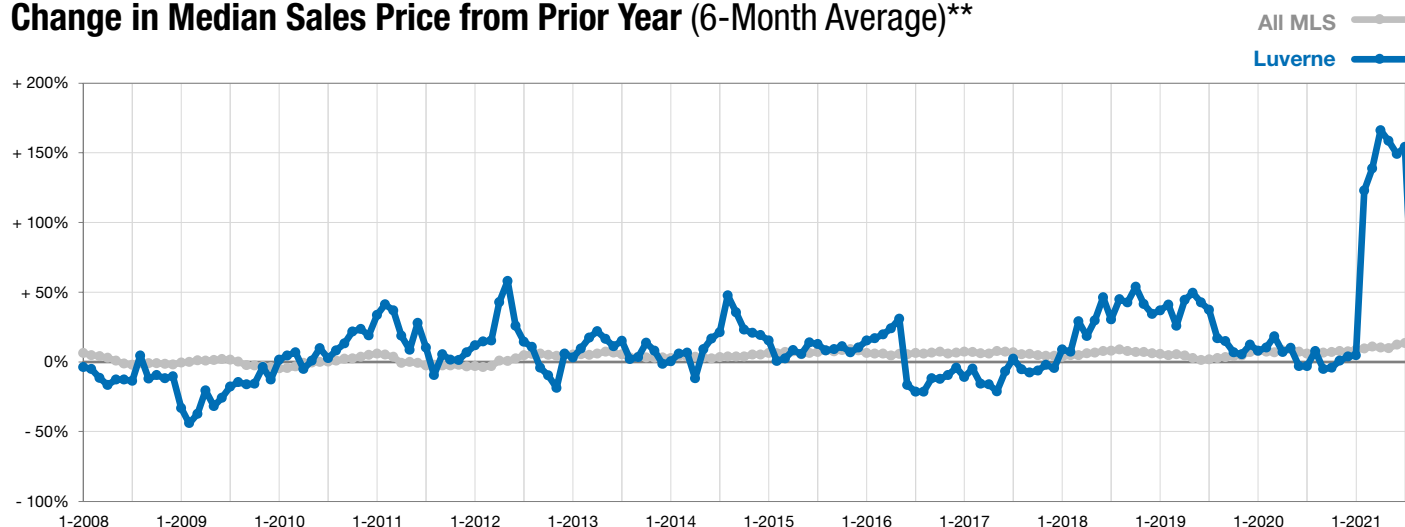
■ 2020 ■ 2021

Year to Date

■ 2020 ■ 2021



Change in Median Sales Price from Prior Year (6-Month Average)**



** Each dot represents the change in median sales price from the prior year using a 6-month weighted average. This means that each of the 6 months used in a dot are proportioned according to their share of sales during that period.