

Local Market Update – August 2021

A RESEARCH TOOL PROVIDED BY THE REALTOR® ASSOCIATION OF THE SIOUX EMPIRE, INC.



Worthing

Lincoln County, SD

- 100.0%

--

--

Change in
New Listings

Change in
Closed Sales

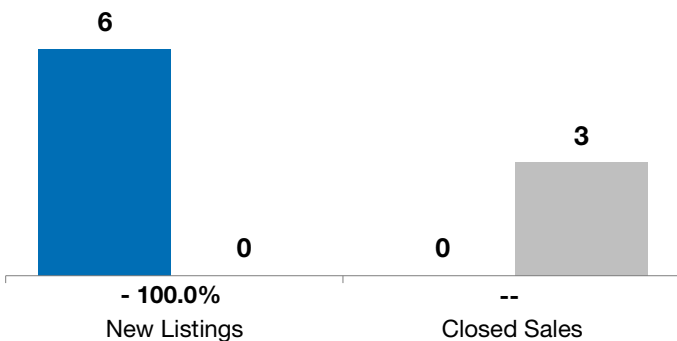
Change in
Median Sales Price

	August			Year to Date		
	2020	2021	+ / -	2020	2021	+ / -
New Listings	6	0	- 100.0%	22	15	- 31.8%
Closed Sales	0	3	--	13	15	+ 15.4%
Median Sales Price*	\$0	\$220,000	--	\$180,000	\$215,000	+ 19.4%
Average Sales Price*	\$0	\$228,333	--	\$165,319	\$256,659	+ 55.3%
Percent of Original List Price Received*	0.0%	97.2%	--	100.1%	98.3%	- 1.8%
Average Days on Market Until Sale	0	50	--	58	61	+ 4.8%
Inventory of Homes for Sale	9	1	- 88.9%	--	--	--
Months Supply of Inventory	3.3	0.4	- 87.6%	--	--	--

* Does not account for list prices from any previous listing contracts or seller concessions. | Activity for one month can sometimes look extreme due to small sample size.

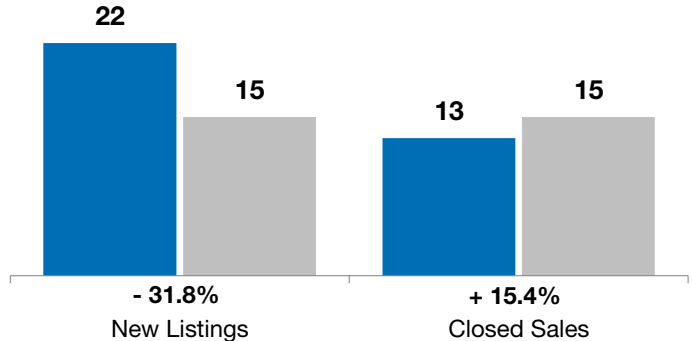
August

■ 2020 ■ 2021

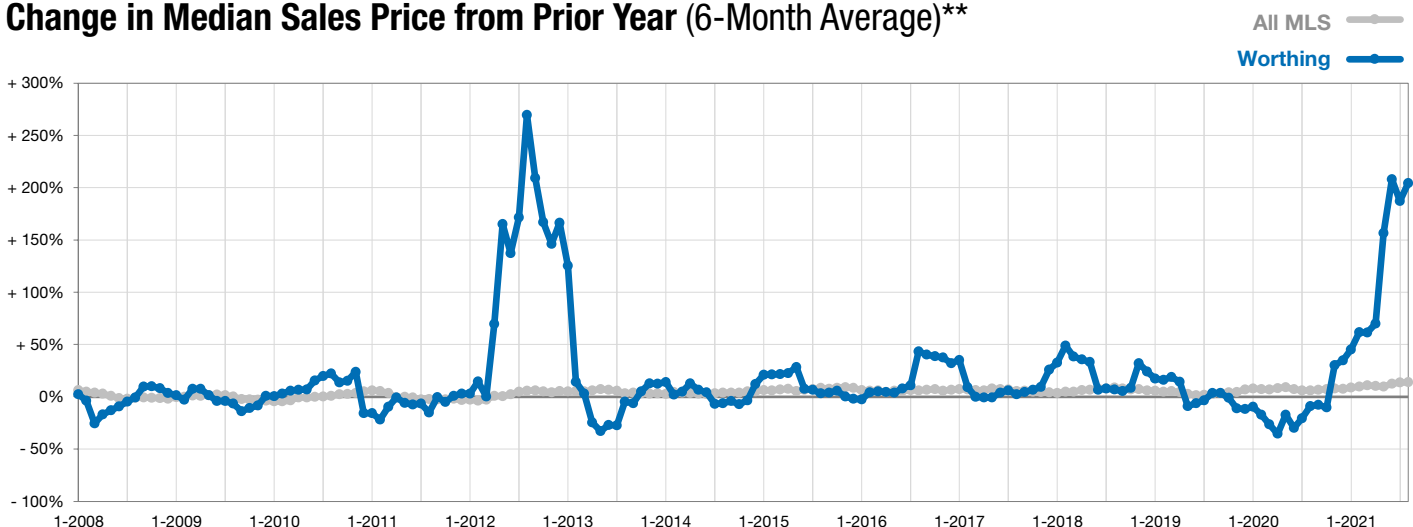


Year to Date

■ 2020 ■ 2021



Change in Median Sales Price from Prior Year (6-Month Average)**



** Each dot represents the change in median sales price from the prior year using a 6-month weighted average. This means that each of the 6 months used in a dot are proportioned according to their share of sales during that period.