

Local Market Update – September 2021

A RESEARCH TOOL PROVIDED BY THE REALTOR® ASSOCIATION OF THE SIOUX EMPIRE, INC.



Baltic

Minnehaha County, SD

- 50.0%

0.0%

+ 93.6%

Change in
New Listings

Change in
Closed Sales

Change in
Median Sales Price

September

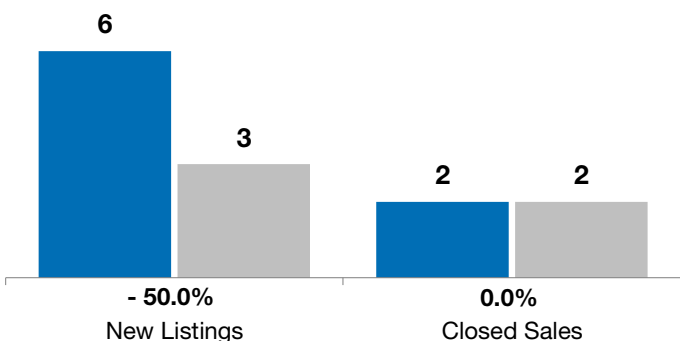
Year to Date

	2020	2021	+ / -	2020	2021	+ / -
New Listings	6	3	- 50.0%	37	22	- 40.5%
Closed Sales	2	2	0.0%	23	19	- 17.4%
Median Sales Price*	\$180,000	\$348,500	+ 93.6%	\$200,000	\$241,800	+ 20.9%
Average Sales Price*	\$180,000	\$348,500	+ 93.6%	\$228,561	\$279,084	+ 22.1%
Percent of Original List Price Received*	96.1%	101.5%	+ 5.6%	99.0%	98.3%	- 0.7%
Average Days on Market Until Sale	41	48	+ 15.9%	77	68	- 11.7%
Inventory of Homes for Sale	17	5	- 70.6%	--	--	--
Months Supply of Inventory	6.2	1.5	- 75.5%	--	--	--

* Does not account for list prices from any previous listing contracts or seller concessions. | Activity for one month can sometimes look extreme due to small sample size.

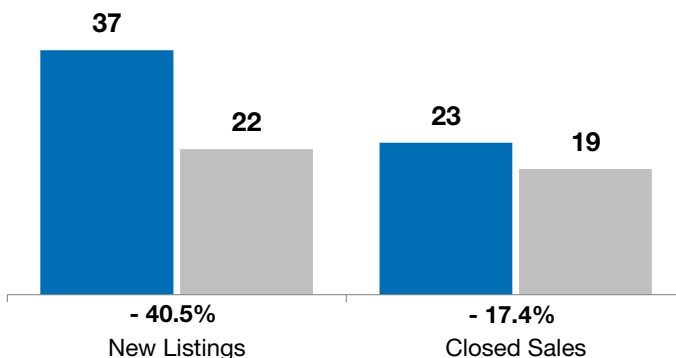
September

■ 2020 ■ 2021



Year to Date

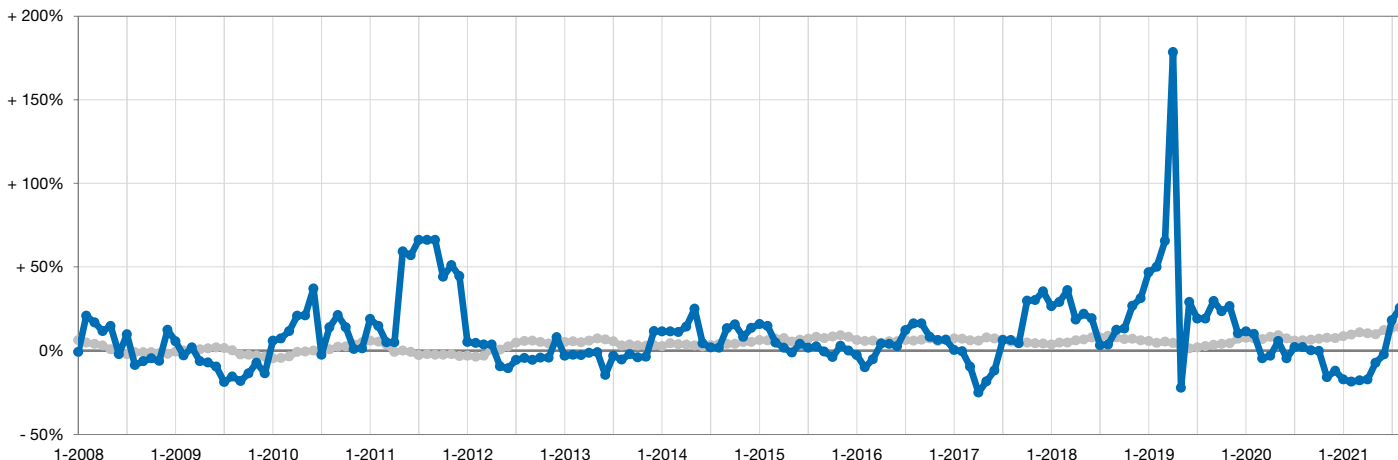
■ 2020 ■ 2021



Change in Median Sales Price from Prior Year (6-Month Average)**

All MLS —

Baltic —



** Each dot represents the change in median sales price from the prior year using a 6-month weighted average. This means that each of the 6 months used in a dot are proportioned according to their share of sales during that period.