

Local Market Update – September 2021

A RESEARCH TOOL PROVIDED BY THE REALTOR® ASSOCIATION OF THE SIOUX EMPIRE, INC.



Luverne

Rock County, MN

- 10.0%

Change in
New Listings

- 75.0%

Change in
Closed Sales

- 25.8%

Change in
Median Sales Price

September

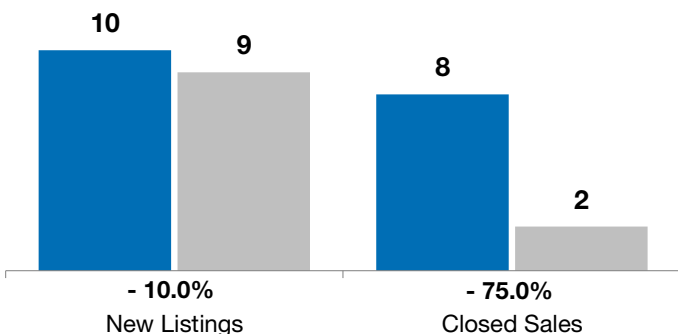
Year to Date

	2020	2021	+ / -	2020	2021	+ / -
New Listings	10	9	- 10.0%	68	66	- 2.9%
Closed Sales	8	2	- 75.0%	41	55	+ 34.1%
Median Sales Price*	\$153,500	\$113,850	- 25.8%	\$142,000	\$175,000	+ 23.2%
Average Sales Price*	\$159,675	\$113,850	- 28.7%	\$156,434	\$195,583	+ 25.0%
Percent of Original List Price Received*	98.9%	95.5%	- 3.5%	96.3%	97.9%	+ 1.7%
Average Days on Market Until Sale	150	56	- 62.5%	128	131	+ 2.6%
Inventory of Homes for Sale	45	21	- 53.3%	--	--	--
Months Supply of Inventory	9.3	3.0	- 67.8%	--	--	--

* Does not account for list prices from any previous listing contracts or seller concessions. | Activity for one month can sometimes look extreme due to small sample size.

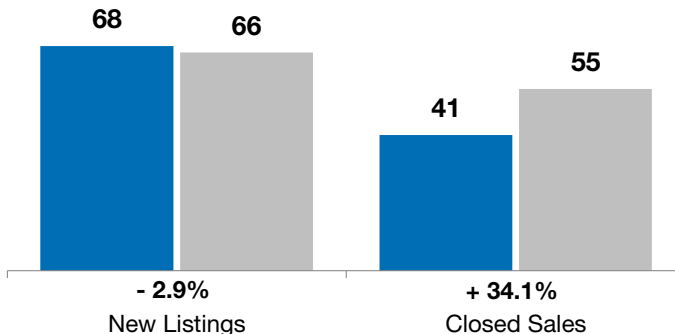
September

■ 2020 ■ 2021

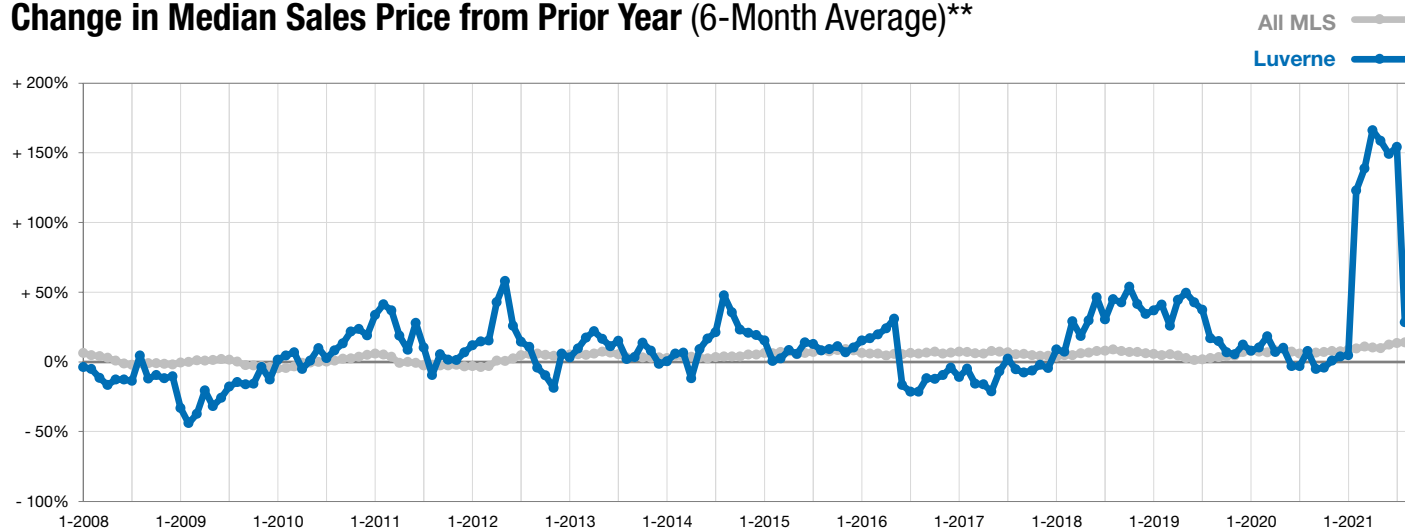


Year to Date

■ 2020 ■ 2021



Change in Median Sales Price from Prior Year (6-Month Average)**



** Each dot represents the change in median sales price from the prior year using a 6-month weighted average. This means that each of the 6 months used in a dot are proportioned according to their share of sales during that period.