

Local Market Update – September 2021

A RESEARCH TOOL PROVIDED BY THE REALTOR® ASSOCIATION OF THE SIOUX EMPIRE, INC.



Worthing

Lincoln County, SD

0.0%

Change in
New Listings

0.0%

Change in
Closed Sales

+ 124.8%

Change in
Median Sales Price

September

Year to Date

	2020	2021	+ / -	2020	2021	+ / -
New Listings	1	1	0.0%	23	16	- 30.4%
Closed Sales	2	2	0.0%	15	17	+ 13.3%
Median Sales Price*	\$140,000	\$314,750	+ 124.8%	\$180,000	\$220,000	+ 22.2%
Average Sales Price*	\$140,000	\$314,750	+ 124.8%	\$161,943	\$263,494	+ 62.7%
Percent of Original List Price Received*	100.0%	105.9%	+ 5.9%	100.1%	99.1%	- 0.9%
Average Days on Market Until Sale	74	60	- 18.9%	60	61	+ 1.0%
Inventory of Homes for Sale	8	1	- 87.5%	--	--	--
Months Supply of Inventory	3.4	0.4	- 87.4%	--	--	--

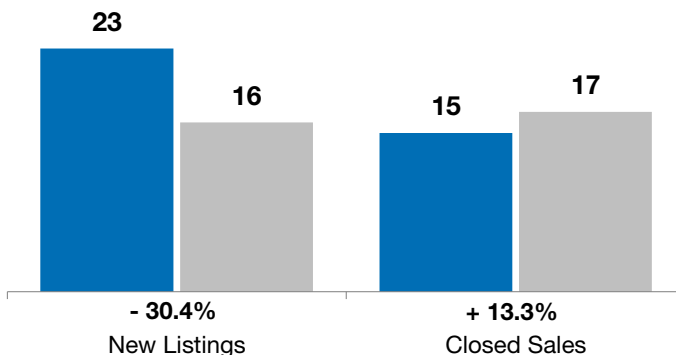
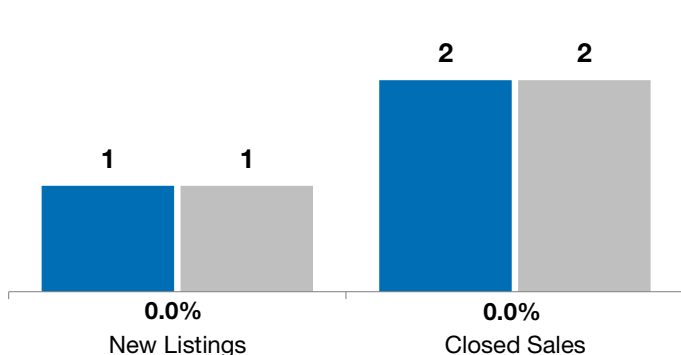
* Does not account for list prices from any previous listing contracts or seller concessions. | Activity for one month can sometimes look extreme due to small sample size.

September

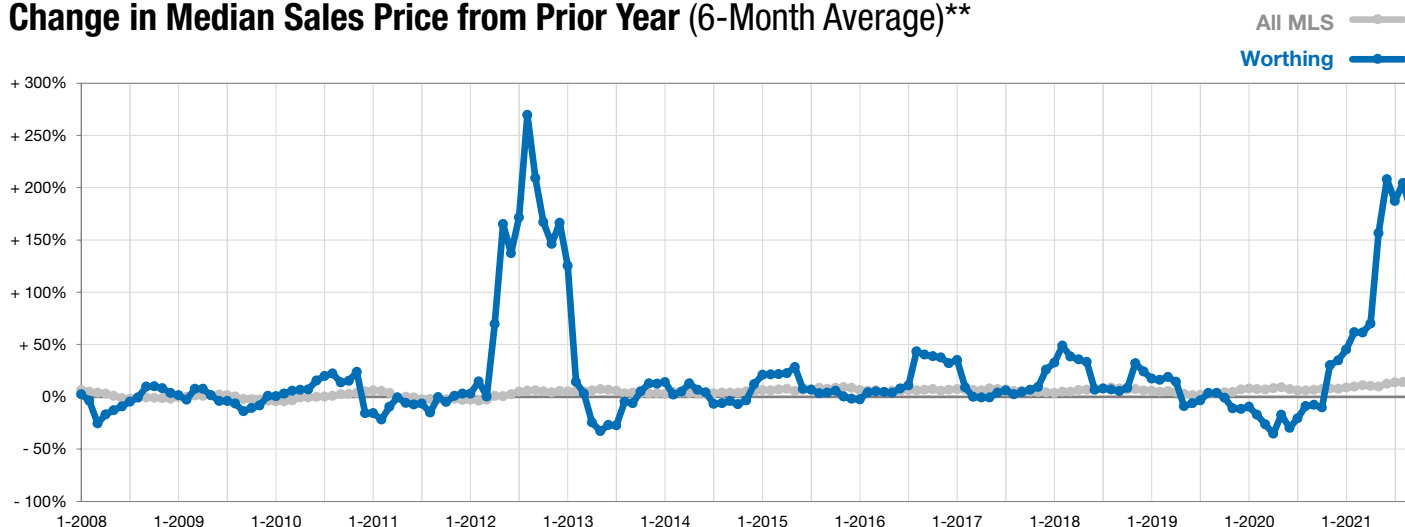
■ 2020 ■ 2021

Year to Date

■ 2020 ■ 2021



Change in Median Sales Price from Prior Year (6-Month Average)**



** Each dot represents the change in median sales price from the prior year using a 6-month weighted average. This means that each of the 6 months used in a dot are proportioned according to their share of sales during that period.