

Local Market Update – October 2021

A RESEARCH TOOL PROVIDED BY THE REALTOR® ASSOCIATION OF THE SIOUX EMPIRE, INC.



Baltic

Minnehaha County, SD

+ 100.0%

- 71.4%

+ 58.4%

Change in
New Listings

Change in
Closed Sales

Change in
Median Sales Price

October

Year to Date

	2020	2021	+ / -	2020	2021	+ / -
New Listings	2	4	+ 100.0%	39	26	- 33.3%
Closed Sales	7	2	- 71.4%	30	21	- 30.0%
Median Sales Price*	\$240,000	\$380,250	+ 58.4%	\$222,250	\$245,000	+ 10.2%
Average Sales Price*	\$299,329	\$380,250	+ 27.0%	\$245,073	\$288,719	+ 17.8%
Percent of Original List Price Received*	99.2%	92.8%	- 6.4%	99.1%	97.8%	- 1.3%
Average Days on Market Until Sale	82	118	+ 43.2%	78	73	- 7.1%
Inventory of Homes for Sale	12	7	- 41.7%	--	--	--
Months Supply of Inventory	3.9	2.4	- 38.0%	--	--	--

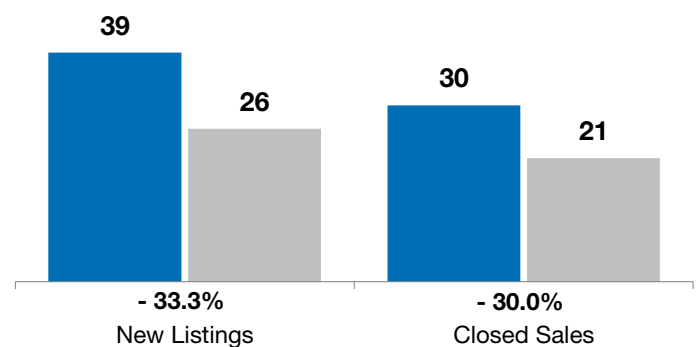
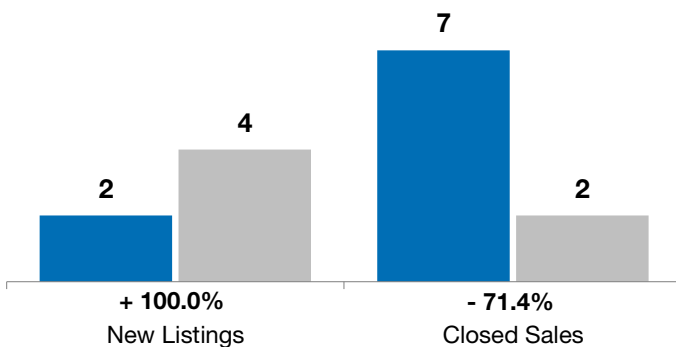
* Does not account for list prices from any previous listing contracts or seller concessions. | Activity for one month can sometimes look extreme due to small sample size.

October

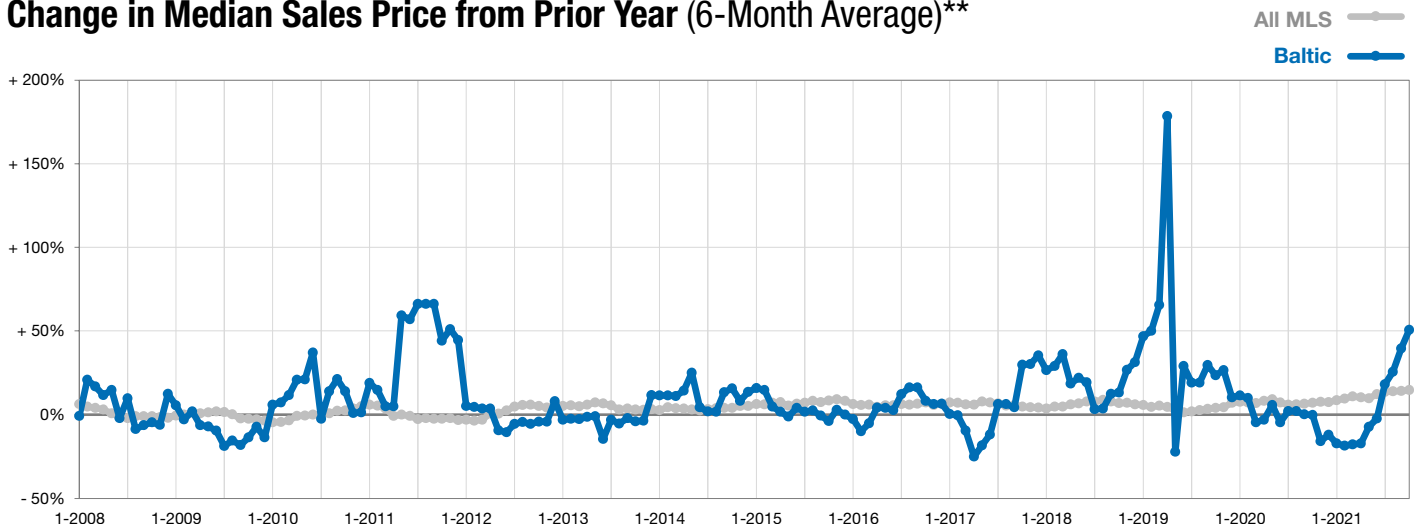
■ 2020 ■ 2021

Year to Date

■ 2020 ■ 2021



Change in Median Sales Price from Prior Year (6-Month Average)**



** Each dot represents the change in median sales price from the prior year using a 6-month weighted average. This means that each of the 6 months used in a dot are proportioned according to their share of sales during that period.