

Local Market Update – October 2021

A RESEARCH TOOL PROVIDED BY THE REALTOR® ASSOCIATION OF THE SIOUX EMPIRE, INC.



Worthing

Lincoln County, SD

+ 200.0%

- 75.0%

+ 71.8%

Change in
New Listings

Change in
Closed Sales

Change in
Median Sales Price

October

Year to Date

	2020	2021	+ / -	2020	2021	+ / -
New Listings	1	3	+ 200.0%	24	19	- 20.8%
Closed Sales	4	1	- 75.0%	19	18	- 5.3%
Median Sales Price*	\$212,500	\$365,000	+ 71.8%	\$180,000	\$220,000	+ 22.2%
Average Sales Price*	\$247,500	\$365,000	+ 47.5%	\$179,955	\$269,133	+ 49.6%
Percent of Original List Price Received*	95.2%	91.3%	- 4.2%	99.0%	98.7%	- 0.3%
Average Days on Market Until Sale	79	24	- 69.6%	64	59	- 8.5%
Inventory of Homes for Sale	6	2	- 66.7%	--	--	--
Months Supply of Inventory	2.5	0.9	- 63.7%	--	--	--

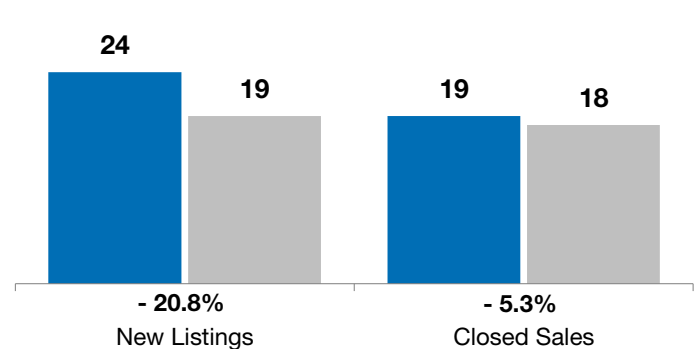
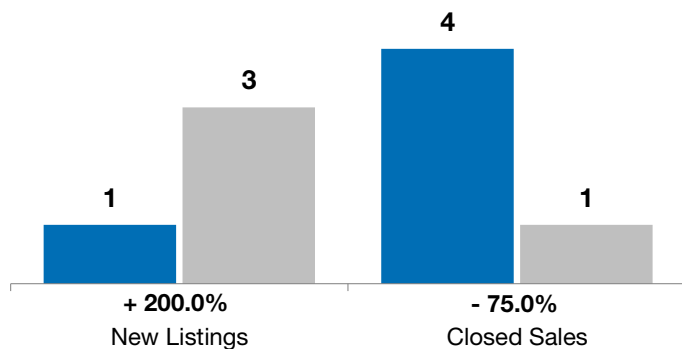
* Does not account for list prices from any previous listing contracts or seller concessions. | Activity for one month can sometimes look extreme due to small sample size.

October

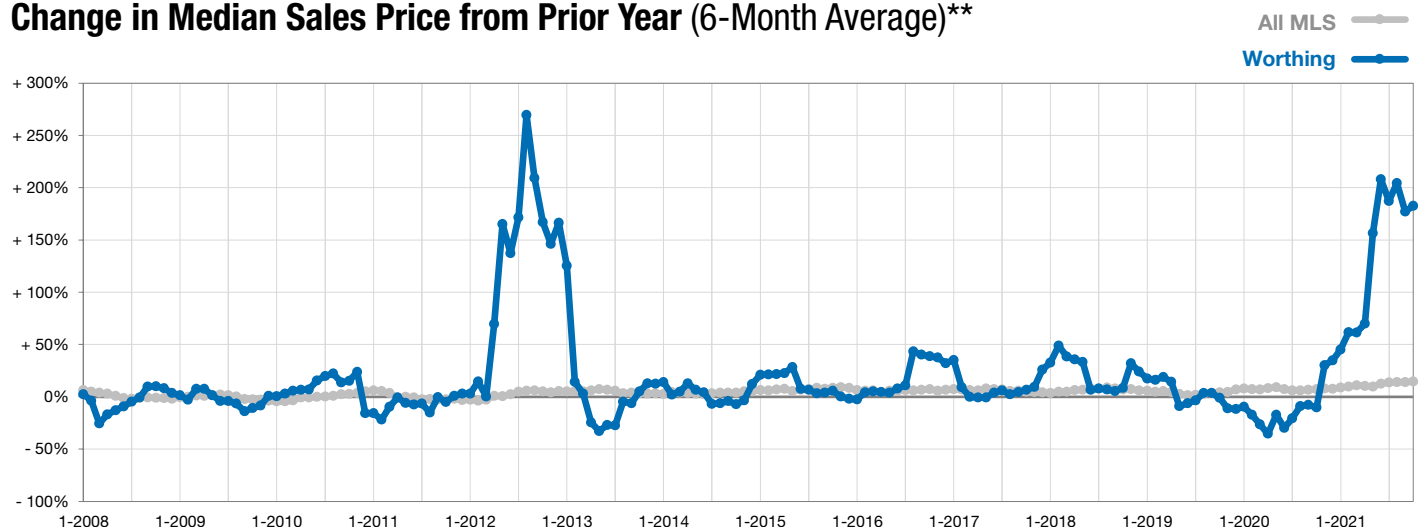
■ 2020 ■ 2021

Year to Date

■ 2020 ■ 2021



Change in Median Sales Price from Prior Year (6-Month Average)**



** Each dot represents the change in median sales price from the prior year using a 6-month weighted average. This means that each of the 6 months used in a dot are proportioned according to their share of sales during that period.