

Local Market Update – November 2021

A RESEARCH TOOL PROVIDED BY THE REALTOR® ASSOCIATION OF THE SIOUX EMPIRE, INC.



Worthing

Lincoln County, SD

- 75.0%

Change in
New Listings

- 66.7%

Change in
Closed Sales

- 0.8%

Change in
Median Sales Price

November

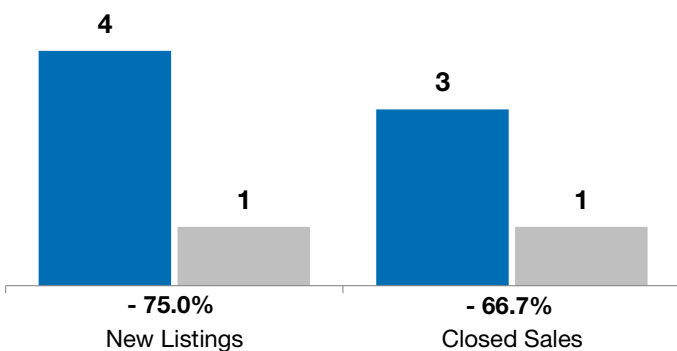
Year to Date

	2020	2021	+ / -	2020	2021	+ / -
New Listings	4	1	- 75.0%	28	20	- 28.6%
Closed Sales	3	1	- 66.7%	22	19	- 13.6%
Median Sales Price*	\$206,000	\$204,400	- 0.8%	\$189,950	\$220,000	+ 15.8%
Average Sales Price*	\$207,000	\$204,400	- 1.3%	\$183,643	\$265,726	+ 44.7%
Percent of Original List Price Received*	99.7%	107.6%	+ 8.0%	99.1%	99.2%	+ 0.0%
Average Days on Market Until Sale	73	36	- 50.9%	65	57	- 12.1%
Inventory of Homes for Sale	6	1	- 83.3%	--	--	--
Months Supply of Inventory	2.3	0.5	- 78.7%	--	--	--

* Does not account for list prices from any previous listing contracts or seller concessions. | Activity for one month can sometimes look extreme due to small sample size.

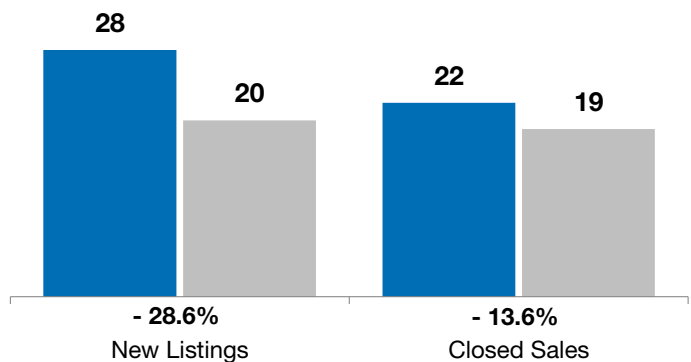
November

■ 2020 ■ 2021

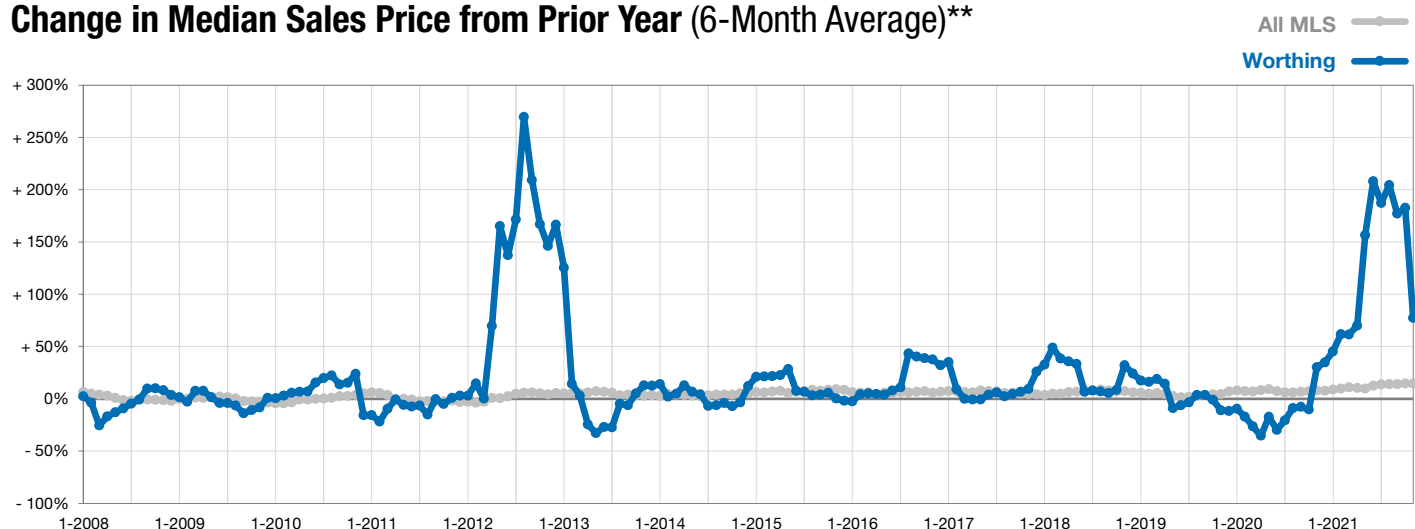


Year to Date

■ 2020 ■ 2021



Change in Median Sales Price from Prior Year (6-Month Average)**



** Each dot represents the change in median sales price from the prior year using a 6-month weighted average. This means that each of the 6 months used in a dot are proportioned according to their share of sales during that period.