

Local Market Update – December 2021

A RESEARCH TOOL PROVIDED BY THE REALTOR® ASSOCIATION OF THE SIOUX EMPIRE, INC.



Baltic

Minnehaha County, SD

- 33.3%

Change in
New Listings

- 50.0%

Change in
Closed Sales

+ 38.9%

Change in
Median Sales Price

December

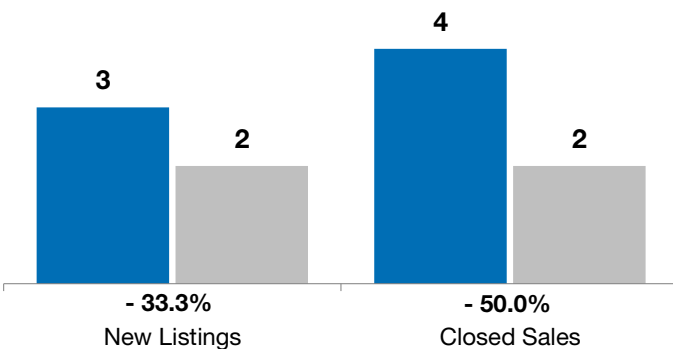
Year to Date

	2020	2021	+ / -	2020	2021	+ / -
New Listings	3	2	- 33.3%	42	28	- 33.3%
Closed Sales	4	2	- 50.0%	40	26	- 35.0%
Median Sales Price*	\$243,800	\$338,700	+ 38.9%	\$222,750	\$257,750	+ 15.7%
Average Sales Price*	\$426,275	\$338,700	- 20.5%	\$267,128	\$290,615	+ 8.8%
Percent of Original List Price Received*	92.8%	98.7%	+ 6.3%	98.7%	98.4%	- 0.3%
Average Days on Market Until Sale	75	64	- 14.1%	77	69	- 10.4%
Inventory of Homes for Sale	4	3	- 25.0%	--	--	--
Months Supply of Inventory	1.1	1.2	+ 11.1%	--	--	--

* Does not account for list prices from any previous listing contracts or seller concessions. | Activity for one month can sometimes look extreme due to small sample size.

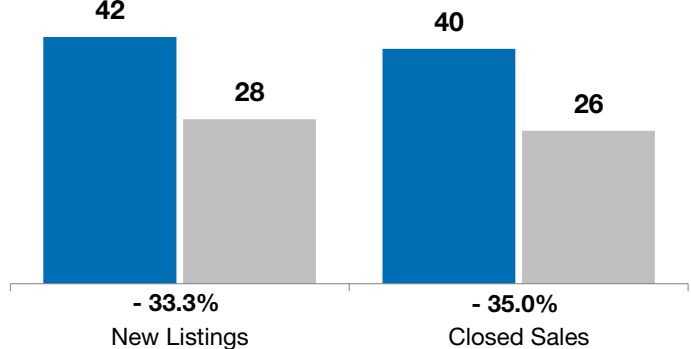
December

■ 2020 ■ 2021



Year to Date

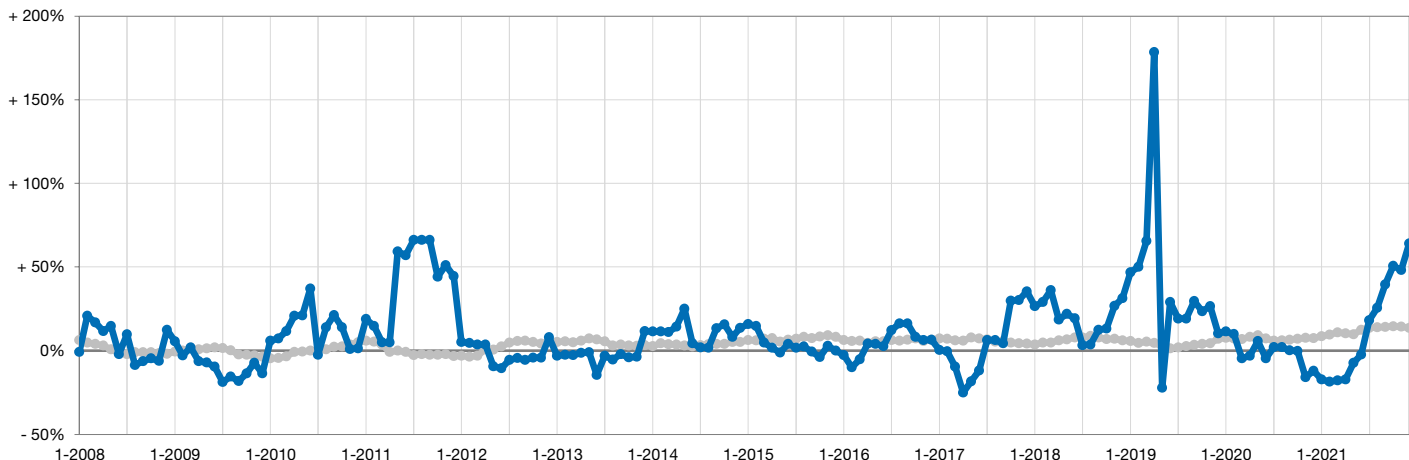
■ 2020 ■ 2021



Change in Median Sales Price from Prior Year (6-Month Average)**

All MLS —

Baltic —



** Each dot represents the change in median sales price from the prior year using a 6-month weighted average. This means that each of the 6 months used in a dot are proportioned according to their share of sales during that period.