

Local Market Update – December 2021

A RESEARCH TOOL PROVIDED BY THE REALTOR® ASSOCIATION OF THE SIOUX EMPIRE, INC.



Canton

Lincoln County, SD

- 25.0% **+ 83.3%** **+ 124.0%**

Change in
New Listings

Change in
Closed Sales

Change in
Median Sales Price

	December			Year to Date		
	2020	2021	+ / -	2020	2021	+ / -
New Listings	4	3	- 25.0%	89	99	+ 11.2%
Closed Sales	6	11	+ 83.3%	71	84	+ 18.3%
Median Sales Price*	\$84,812	\$190,000	+ 124.0%	\$163,500	\$199,500	+ 22.0%
Average Sales Price*	\$91,042	\$253,305	+ 178.2%	\$178,137	\$237,601	+ 33.4%
Percent of Original List Price Received*	88.7%	97.9%	+ 10.5%	96.9%	100.3%	+ 3.5%
Average Days on Market Until Sale	76	64	- 15.7%	75	65	- 13.2%
Inventory of Homes for Sale	16	7	- 56.3%	--	--	--
Months Supply of Inventory	2.5	1.0	- 61.2%	--	--	--

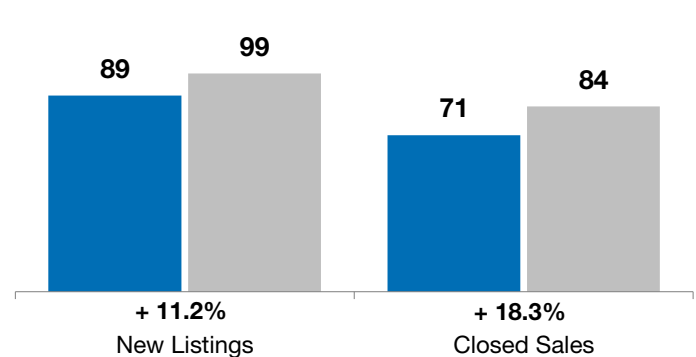
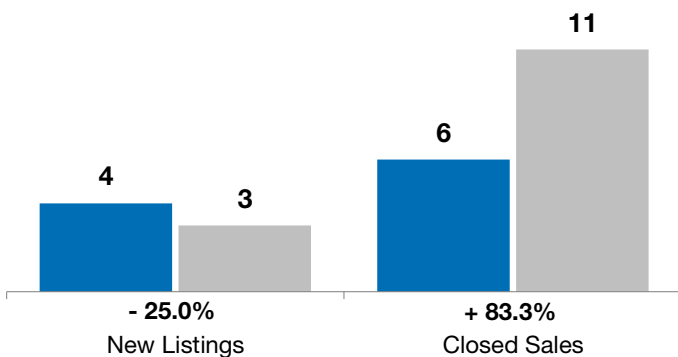
* Does not account for list prices from any previous listing contracts or seller concessions. | Activity for one month can sometimes look extreme due to small sample size.

December

■ 2020 ■ 2021

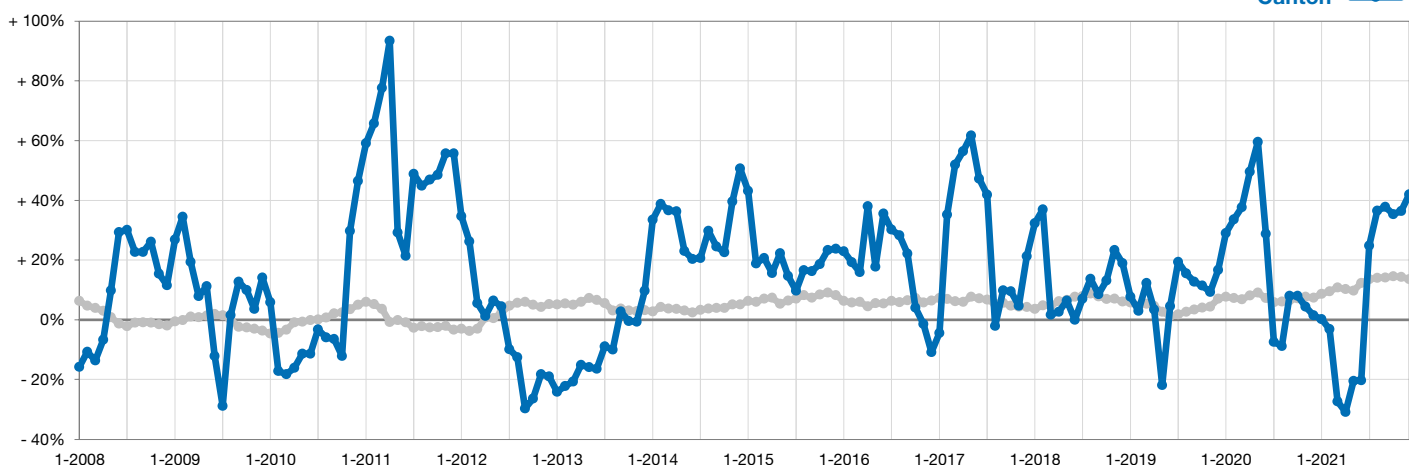
Year to Date

■ 2020 ■ 2021



Change in Median Sales Price from Prior Year (6-Month Average)**

All MLS —
Canton —



** Each dot represents the change in median sales price from the prior year using a 6-month weighted average. This means that each of the 6 months used in a dot are proportioned according to their share of sales during that period.