

Local Market Update – December 2021

A RESEARCH TOOL PROVIDED BY THE REALTOR® ASSOCIATION OF THE SIOUX EMPIRE, INC.



Garretson

Minnehaha County, SD

0.0%

Change in
New Listings

0.0%

Change in
Closed Sales

+ 136.7%

Change in
Median Sales Price

December

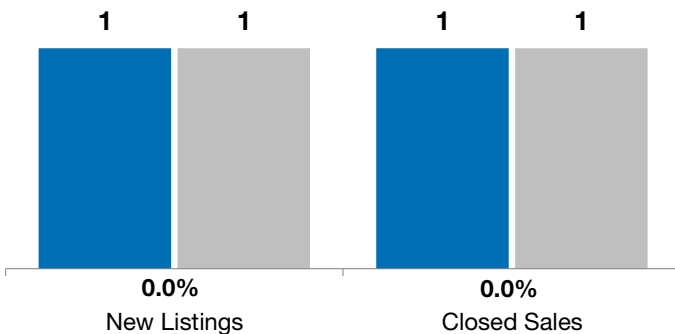
Year to Date

	2020	2021	+ / -	2020	2021	+ / -
New Listings	1	1	0.0%	35	27	- 22.9%
Closed Sales	1	1	0.0%	33	25	- 24.2%
Median Sales Price*	\$95,000	\$224,900	+ 136.7%	\$192,000	\$285,000	+ 48.4%
Average Sales Price*	\$95,000	\$224,900	+ 136.7%	\$245,750	\$388,889	+ 58.2%
Percent of Original List Price Received*	95.1%	100.0%	+ 5.2%	98.2%	101.3%	+ 3.2%
Average Days on Market Until Sale	69	37	- 46.4%	78	76	- 2.2%
Inventory of Homes for Sale	2	1	- 50.0%	--	--	--
Months Supply of Inventory	0.7	0.4	- 42.3%	--	--	--

* Does not account for list prices from any previous listing contracts or seller concessions. | Activity for one month can sometimes look extreme due to small sample size.

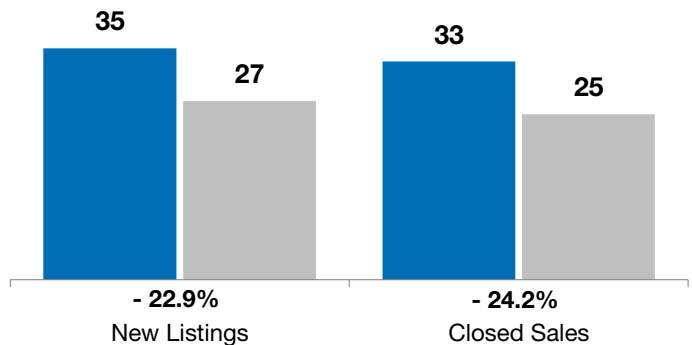
December

■ 2020 ■ 2021

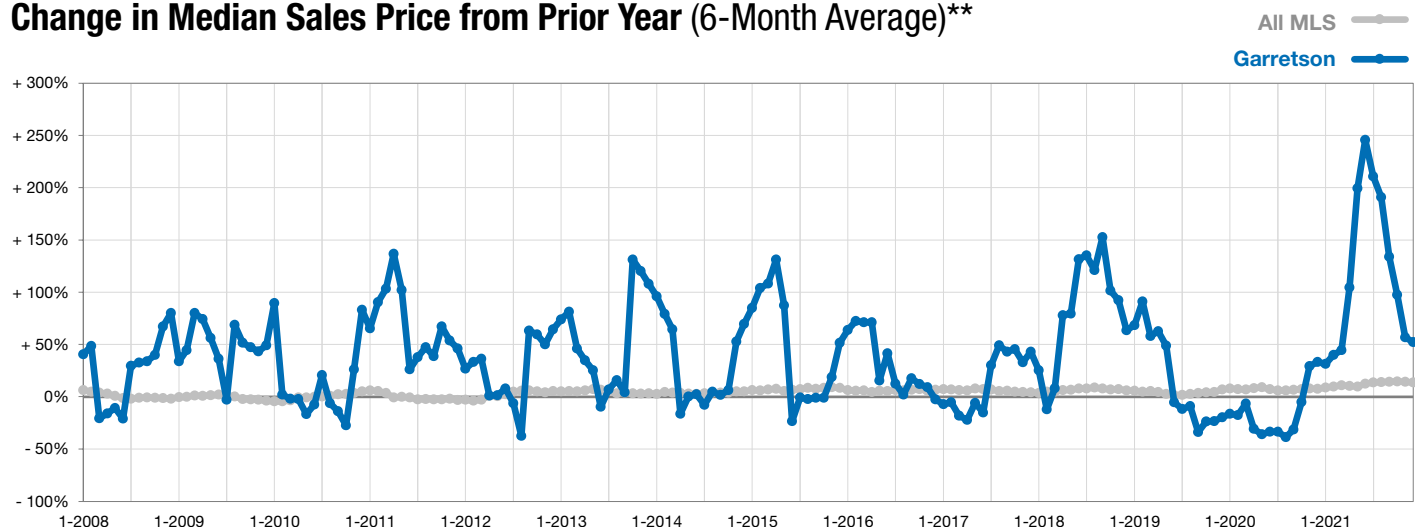


Year to Date

■ 2020 ■ 2021



Change in Median Sales Price from Prior Year (6-Month Average)**



** Each dot represents the change in median sales price from the prior year using a 6-month weighted average. This means that each of the 6 months used in a dot are proportioned according to their share of sales during that period.