

Local Market Update – January 2022

A RESEARCH TOOL PROVIDED BY THE REALTOR® ASSOCIATION OF THE SIOUX EMPIRE, INC.



Baltic

Minnehaha County, SD

-- **+ 100.0%** **+ 42.5%**

Change in
New Listings

Change in
Closed Sales

Change in
Median Sales Price

January

Year to Date

	2021	2022	+ / -	2021	2022	+ / -
New Listings	0	1	--	0	1	--
Closed Sales	1	2	+ 100.0%	1	2	+ 100.0%
Median Sales Price*	\$241,800	\$344,450	+ 42.5%	\$241,800	\$344,450	+ 42.5%
Average Sales Price*	\$241,800	\$344,450	+ 42.5%	\$241,800	\$344,450	+ 42.5%
Percent of Original List Price Received*	99.2%	103.7%	+ 4.6%	99.2%	103.7%	+ 4.6%
Average Days on Market Until Sale	160	63	- 60.9%	160	63	- 60.9%
Inventory of Homes for Sale	4	3	- 25.0%	--	--	--
Months Supply of Inventory	1.1	1.3	+ 22.1%	--	--	--

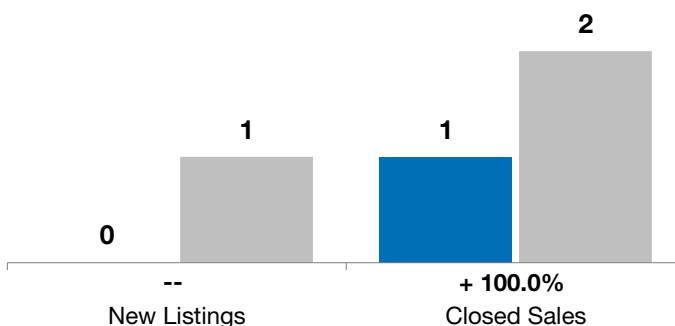
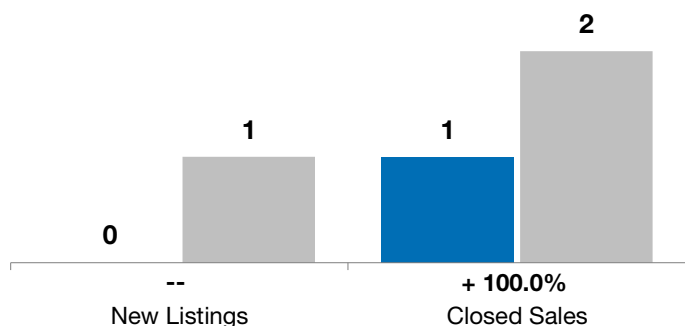
* Does not account for list prices from any previous listing contracts or seller concessions. | Activity for one month can sometimes look extreme due to small sample size.

January

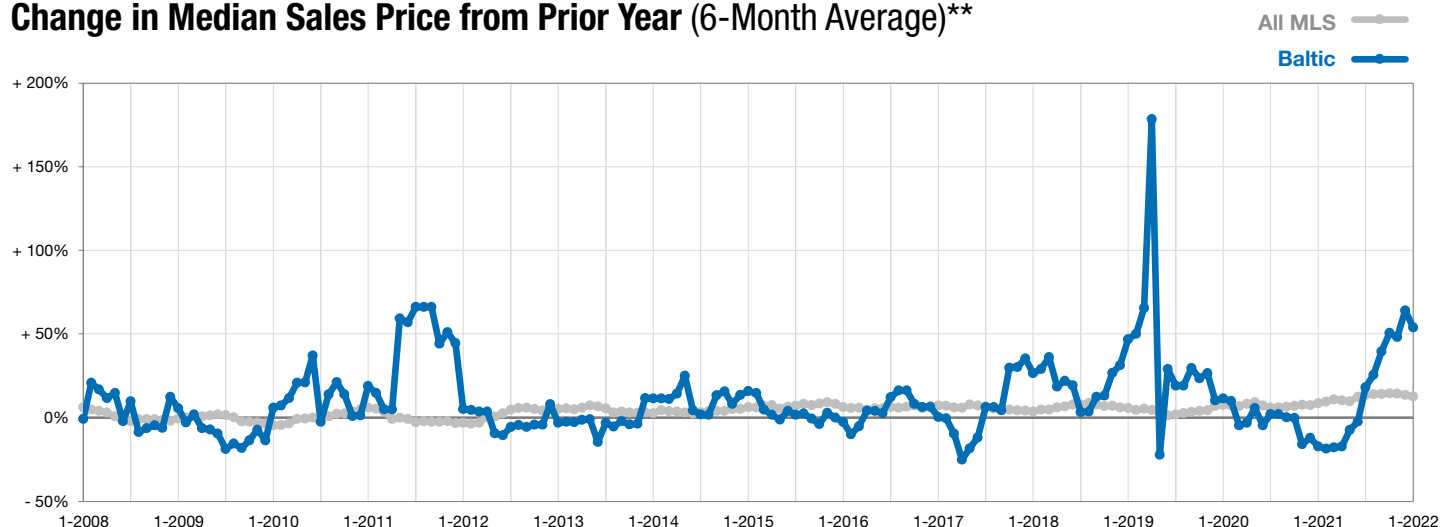
■ 2021 ■ 2022

Year to Date

■ 2021 ■ 2022



Change in Median Sales Price from Prior Year (6-Month Average)**



** Each dot represents the change in median sales price from the prior year using a 6-month weighted average. This means that each of the 6 months used in a dot are proportioned according to their share of sales during that period.