

Local Market Update – January 2022

A RESEARCH TOOL PROVIDED BY THE REALTOR® ASSOCIATION OF THE SIOUX EMPIRE, INC.



Canton

Lincoln County, SD

+ 133.3% **- 62.5%** **+ 249.6%**

Change in
New Listings

Change in
Closed Sales

Change in
Median Sales Price

	January			Year to Date		
	2021	2022	+ / -	2021	2022	+ / -
New Listings	3	7	+ 133.3%	3	7	+ 133.3%
Closed Sales	8	3	- 62.5%	8	3	- 62.5%
Median Sales Price*	\$78,375	\$274,000	+ 249.6%	\$78,375	\$274,000	+ 249.6%
Average Sales Price*	\$100,931	\$331,333	+ 228.3%	\$100,931	\$331,333	+ 228.3%
Percent of Original List Price Received*	95.7%	98.1%	+ 2.5%	95.7%	98.1%	+ 2.5%
Average Days on Market Until Sale	68	76	+ 12.3%	68	76	+ 12.3%
Inventory of Homes for Sale	8	11	+ 37.5%	--	--	--
Months Supply of Inventory	1.2	1.6	+ 38.9%	--	--	--

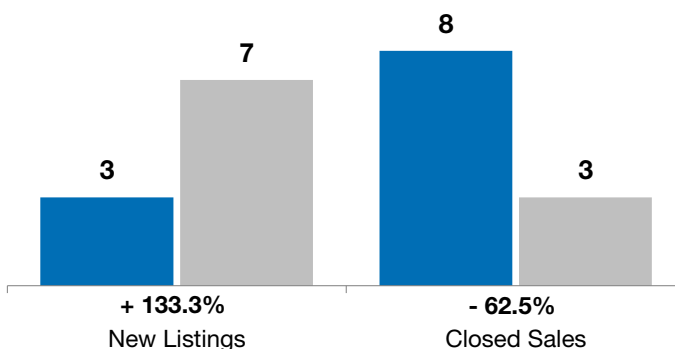
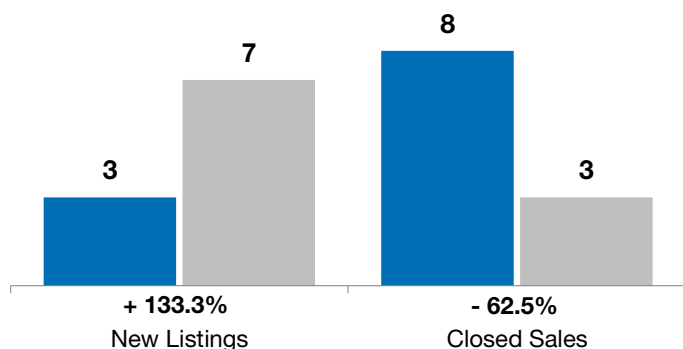
* Does not account for list prices from any previous listing contracts or seller concessions. | Activity for one month can sometimes look extreme due to small sample size.

January

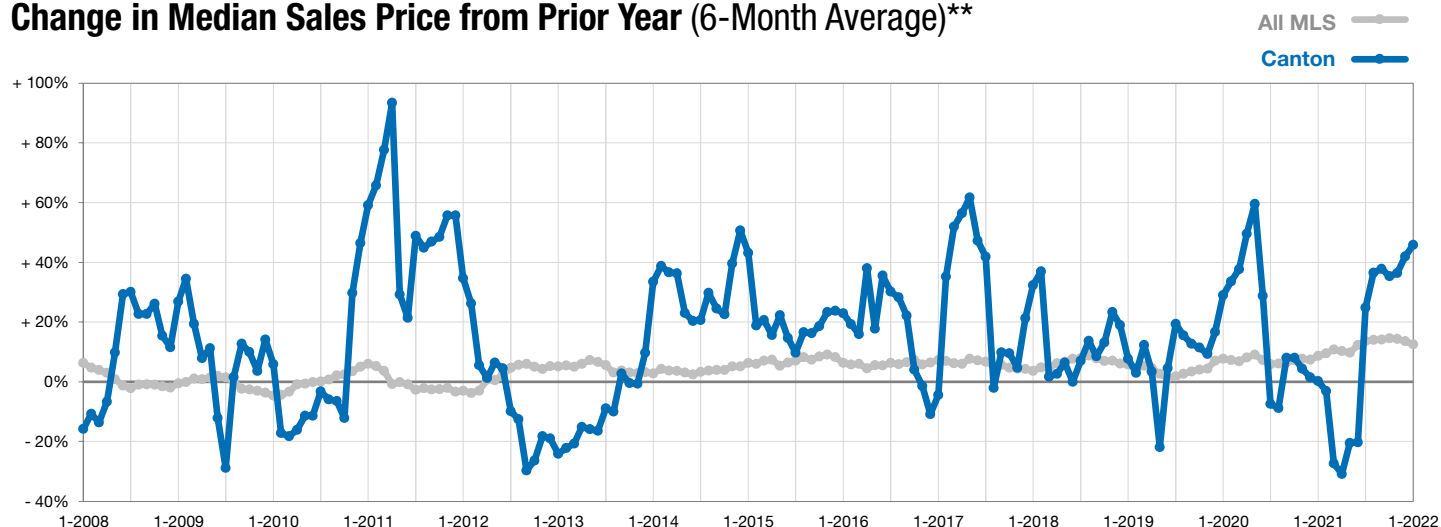
■ 2021 ■ 2022

Year to Date

■ 2021 ■ 2022



Change in Median Sales Price from Prior Year (6-Month Average)**



** Each dot represents the change in median sales price from the prior year using a 6-month weighted average. This means that each of the 6 months used in a dot are proportioned according to their share of sales during that period.