

Local Market Update – January 2022

A RESEARCH TOOL PROVIDED BY THE REALTOR® ASSOCIATION OF THE SIOUX EMPIRE, INC.



Dell Rapids

+ 350.0% **- 60.0%** **+ 125.7%**

Change in
New Listings

Change in
Closed Sales

Change in
Median Sales Price

Minnehaha County, SD

January

Year to Date

	2021	2022	+ / -	2021	2022	+ / -
New Listings	2	9	+ 350.0%	2	9	+ 350.0%
Closed Sales	5	2	- 60.0%	5	2	- 60.0%
Median Sales Price*	\$180,000	\$406,250	+ 125.7%	\$180,000	\$406,250	+ 125.7%
Average Sales Price*	\$217,800	\$406,250	+ 86.5%	\$217,800	\$406,250	+ 86.5%
Percent of Original List Price Received*	106.1%	99.3%	- 6.4%	106.1%	99.3%	- 6.4%
Average Days on Market Until Sale	217	76	- 65.0%	217	76	- 65.0%
Inventory of Homes for Sale	7	15	+ 114.3%	--	--	--
Months Supply of Inventory	1.3	2.9	+ 124.7%	--	--	--

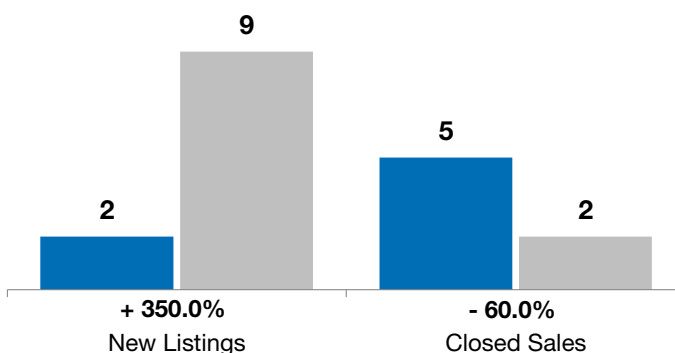
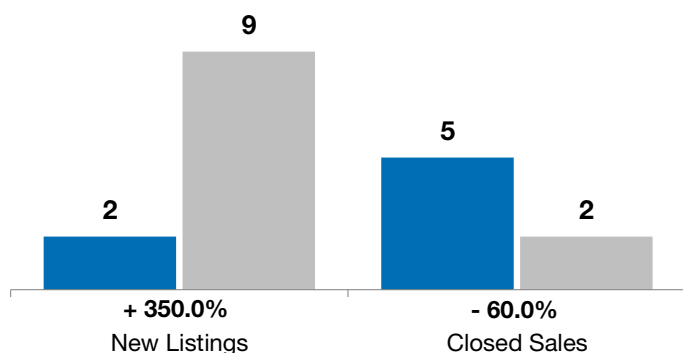
* Does not account for list prices from any previous listing contracts or seller concessions. | Activity for one month can sometimes look extreme due to small sample size.

January

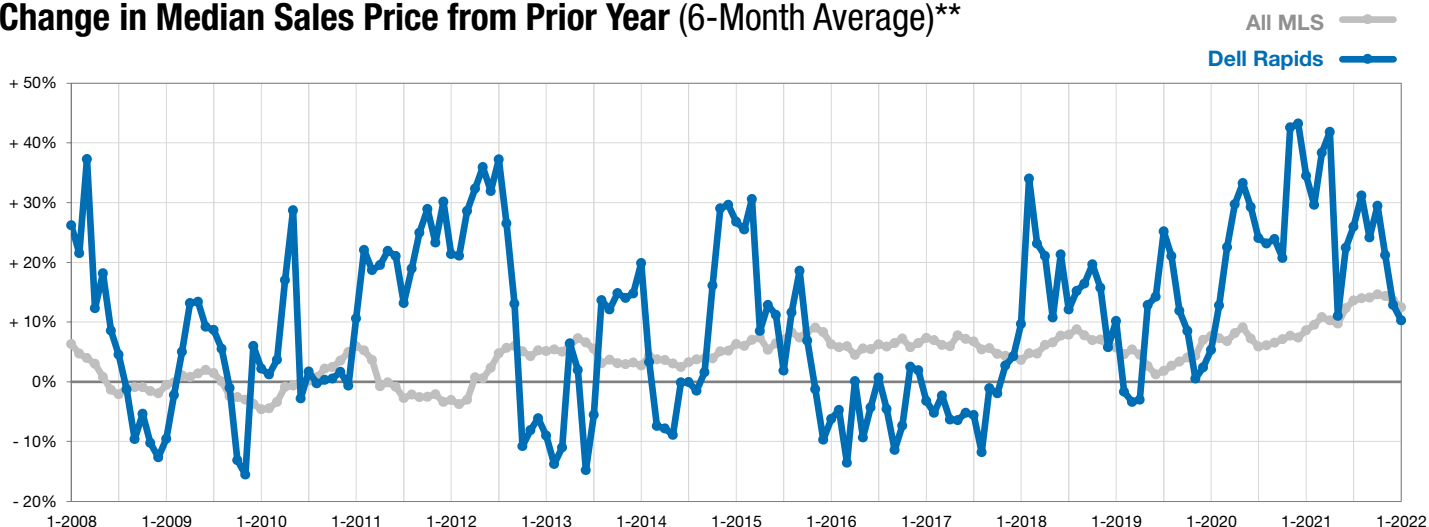
■ 2021 ■ 2022

Year to Date

■ 2021 ■ 2022



Change in Median Sales Price from Prior Year (6-Month Average)**



** Each dot represents the change in median sales price from the prior year using a 6-month weighted average. This means that each of the 6 months used in a dot are proportioned according to their share of sales during that period.