

Local Market Update – January 2022

A RESEARCH TOOL PROVIDED BY THE REALTOR® ASSOCIATION OF THE SIOUX EMPIRE, INC.



Garretson

Minnehaha County, SD

0.0%

--

--

Change in
New Listings

Change in
Closed Sales

Change in
Median Sales Price

	January			Year to Date		
	2021	2022	+ / -	2021	2022	+ / -
New Listings	1	1	0.0%	1	1	0.0%
Closed Sales	0	2	--	0	2	--
Median Sales Price*	\$0	\$192,750	--	\$0	\$192,750	--
Average Sales Price*	\$0	\$192,750	--	\$0	\$192,750	--
Percent of Original List Price Received*	0.0%	101.3%	--	0.0%	101.3%	--
Average Days on Market Until Sale	0	35	--	0	35	--
Inventory of Homes for Sale	2	1	- 50.0%	--	--	--
Months Supply of Inventory	0.6	0.4	- 36.9%	--	--	--

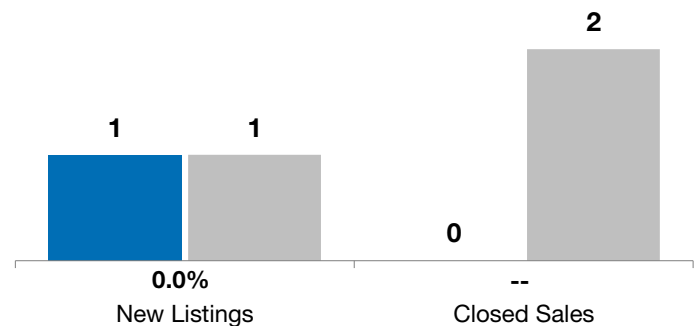
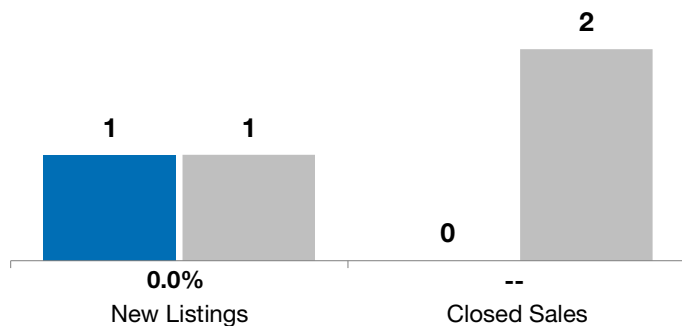
* Does not account for list prices from any previous listing contracts or seller concessions. | Activity for one month can sometimes look extreme due to small sample size.

January

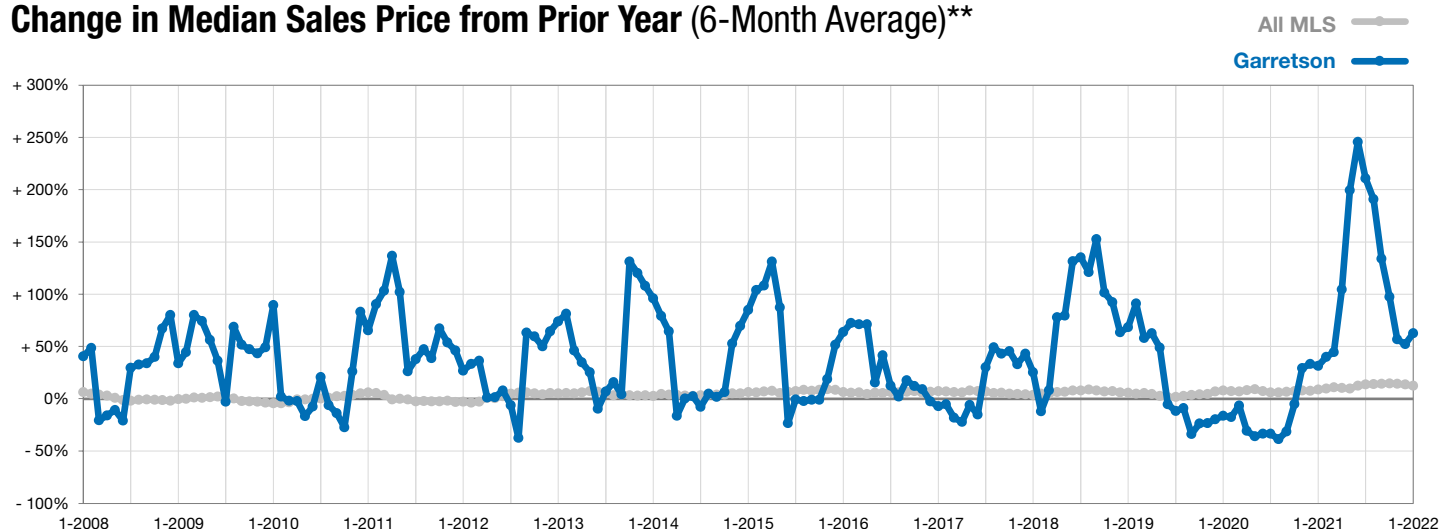
■ 2021 ■ 2022

Year to Date

■ 2021 ■ 2022



Change in Median Sales Price from Prior Year (6-Month Average)**



** Each dot represents the change in median sales price from the prior year using a 6-month weighted average. This means that each of the 6 months used in a dot are proportioned according to their share of sales during that period.