

Local Market Update – January 2022

A RESEARCH TOOL PROVIDED BY THE REALTOR® ASSOCIATION OF THE SIOUX EMPIRE, INC.



Hartford

Minnehaha County, SD

0.0%

Change in
New Listings

+ 50.0%

Change in
Closed Sales

- 29.6%

Change in
Median Sales Price

	January			Year to Date		
	2021	2022	+ / -	2021	2022	+ / -
New Listings	2	2	0.0%	2	2	0.0%
Closed Sales	2	3	+ 50.0%	2	3	+ 50.0%
Median Sales Price*	\$379,120	\$266,900	- 29.6%	\$379,120	\$266,900	- 29.6%
Average Sales Price*	\$379,120	\$254,633	- 32.8%	\$379,120	\$254,633	- 32.8%
Percent of Original List Price Received*	105.4%	101.0%	- 4.2%	105.4%	101.0%	- 4.2%
Average Days on Market Until Sale	126	50	- 60.4%	126	50	- 60.4%
Inventory of Homes for Sale	15	7	- 53.3%	--	--	--
Months Supply of Inventory	2.5	1.4	- 44.0%	--	--	--

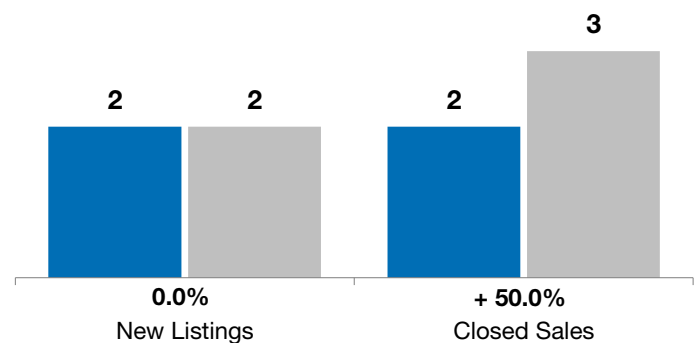
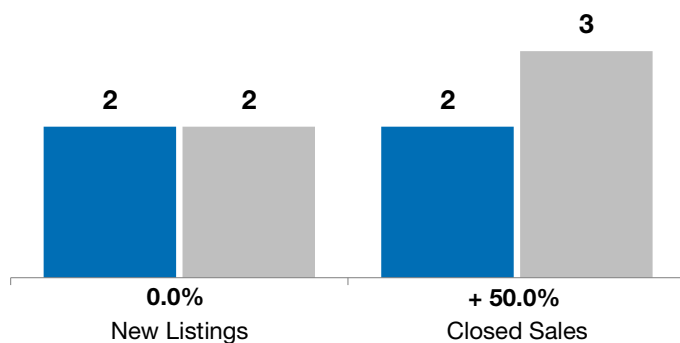
* Does not account for list prices from any previous listing contracts or seller concessions. | Activity for one month can sometimes look extreme due to small sample size.

January

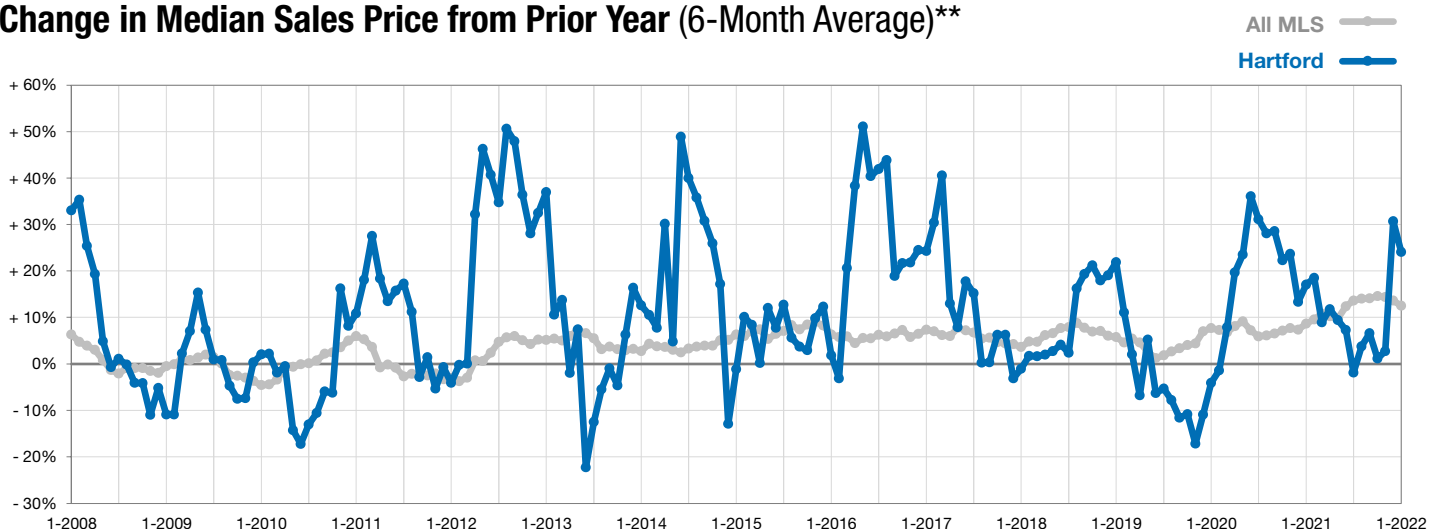
■ 2021 ■ 2022

Year to Date

■ 2021 ■ 2022



Change in Median Sales Price from Prior Year (6-Month Average)**



** Each dot represents the change in median sales price from the prior year using a 6-month weighted average. This means that each of the 6 months used in a dot are proportioned according to their share of sales during that period.