

Local Market Update – January 2022

A RESEARCH TOOL PROVIDED BY THE REALTOR® ASSOCIATION OF THE SIOUX EMPIRE, INC.



Worthing

Lincoln County, SD

- 50.0%

- 100.0%

- 100.0%

Change in
New Listings

Change in
Closed Sales

Change in
Median Sales Price

	January			Year to Date		
	2021	2022	+ / -	2021	2022	+ / -
New Listings	2	1	- 50.0%	2	1	- 50.0%
Closed Sales	1	0	- 100.0%	1	0	- 100.0%
Median Sales Price*	\$206,000	\$0	- 100.0%	\$206,000	\$0	- 100.0%
Average Sales Price*	\$206,000	\$0	- 100.0%	\$206,000	\$0	- 100.0%
Percent of Original List Price Received*	95.9%	0.0%	- 100.0%	95.9%	0.0%	- 100.0%
Average Days on Market Until Sale	73	0	- 100.0%	73	0	- 100.0%
Inventory of Homes for Sale	4	2	- 50.0%	--	--	--
Months Supply of Inventory	1.6	1.0	- 37.5%	--	--	--

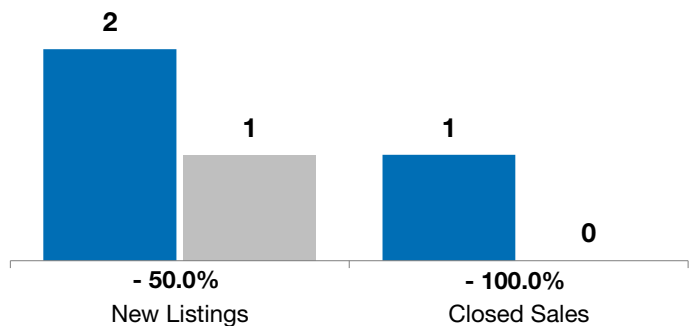
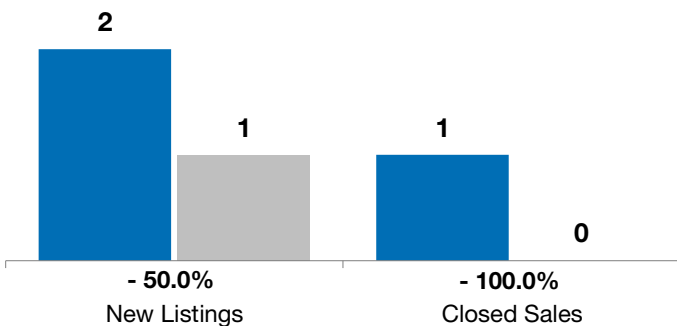
* Does not account for list prices from any previous listing contracts or seller concessions. | Activity for one month can sometimes look extreme due to small sample size.

January

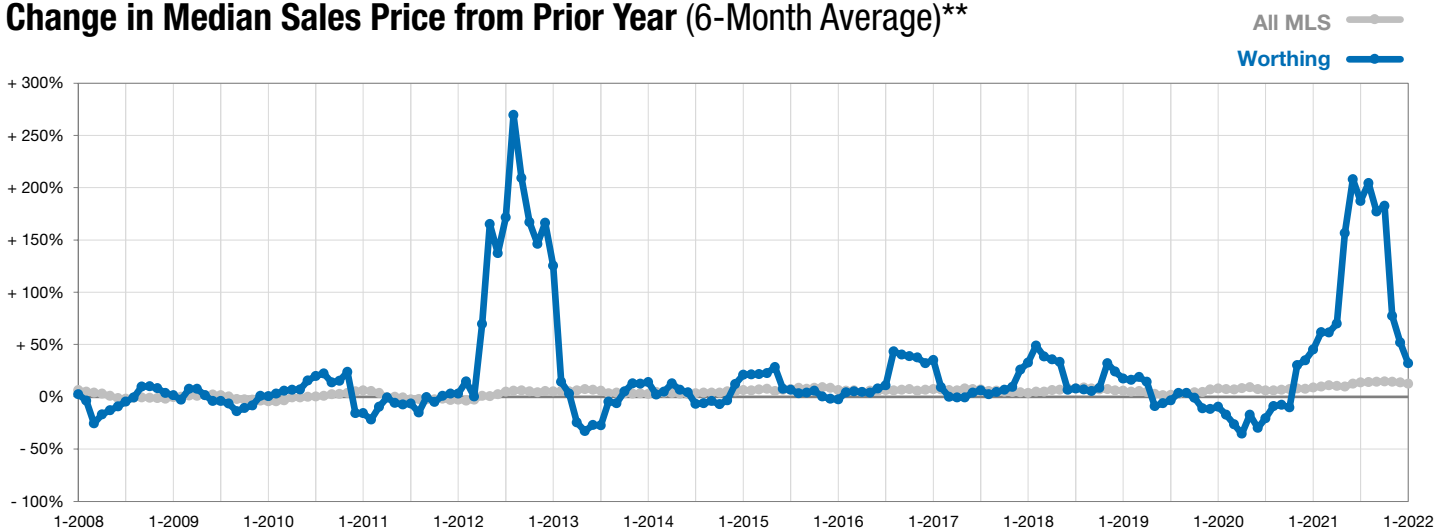
■ 2021 ■ 2022

Year to Date

■ 2021 ■ 2022



Change in Median Sales Price from Prior Year (6-Month Average)**



** Each dot represents the change in median sales price from the prior year using a 6-month weighted average. This means that each of the 6 months used in a dot are proportioned according to their share of sales during that period.