

Local Market Update – February 2022

A RESEARCH TOOL PROVIDED BY THE REALTOR® ASSOCIATION OF THE SIOUX EMPIRE, INC.



Baltic

Minnehaha County, SD

- 50.0%

--

--

Change in
New Listings

Change in
Closed Sales

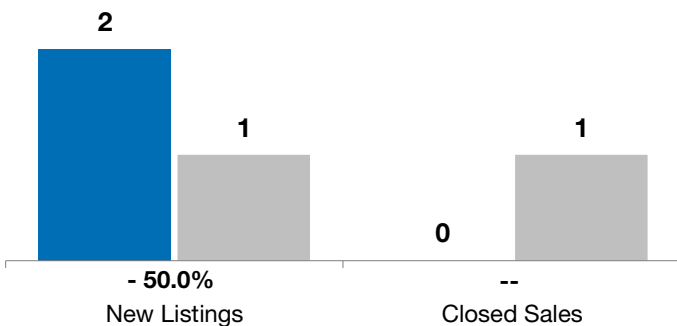
Change in
Median Sales Price

	February			Year to Date		
	2021	2022	+ / -	2021	2022	+ / -
New Listings	2	1	- 50.0%	2	2	0.0%
Closed Sales	0	1	--	1	3	+ 200.0%
Median Sales Price*	\$0	\$262,500	--	\$241,800	\$262,500	+ 8.6%
Average Sales Price*	\$0	\$262,500	--	\$241,800	\$317,133	+ 31.2%
Percent of Original List Price Received*	0.0%	105.9%	--	99.2%	104.4%	+ 5.3%
Average Days on Market Until Sale	0	36	--	160	54	- 66.5%
Inventory of Homes for Sale	5	3	- 40.0%	--	--	--
Months Supply of Inventory	1.4	1.3	- 8.8%	--	--	--

* Does not account for list prices from any previous listing contracts or seller concessions. | Activity for one month can sometimes look extreme due to small sample size.

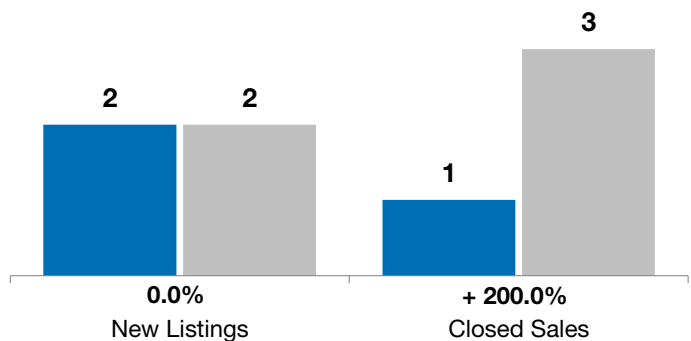
February

■ 2021 ■ 2022



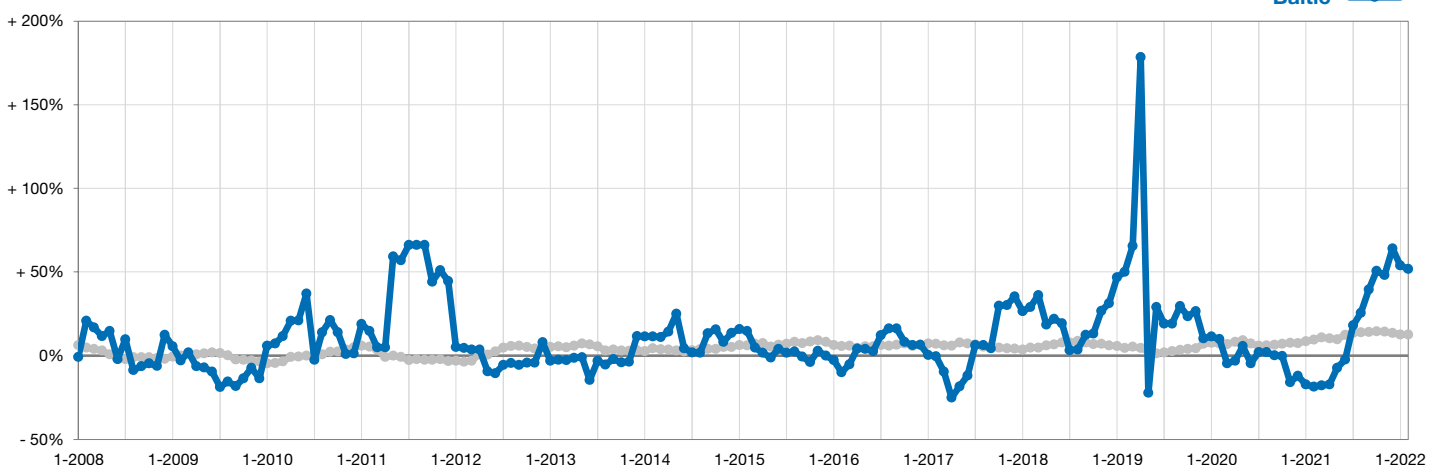
Year to Date

■ 2021 ■ 2022



Change in Median Sales Price from Prior Year (6-Month Average)**

All MLS — All MLS
Baltic — Baltic



** Each dot represents the change in median sales price from the prior year using a 6-month weighted average. This means that each of the 6 months used in a dot are proportioned according to their share of sales during that period.