

Local Market Update – February 2022

A RESEARCH TOOL PROVIDED BY THE REALTOR® ASSOCIATION OF THE SIOUX EMPIRE, INC.



Valley Springs

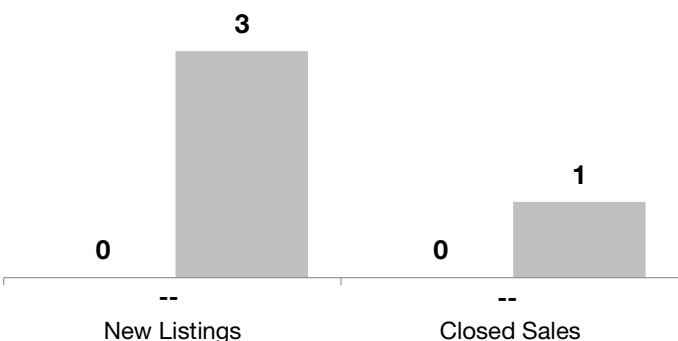
Minnehaha County, SD

	February			Year to Date		
	2021	2022	+ / -	2021	2022	+ / -
New Listings	0	3	--	2	3	+ 50.0%
Closed Sales	0	1	--	1	1	0.0%
Median Sales Price*	\$0	\$390,000	--	\$190,000	\$390,000	+ 105.3%
Average Sales Price*	\$0	\$390,000	--	\$190,000	\$390,000	+ 105.3%
Percent of Original List Price Received*	0.0%	100.8%	--	100.0%	100.8%	+ 0.8%
Average Days on Market Until Sale	0	109	--	44	109	+ 147.7%
Inventory of Homes for Sale	3	3	0.0%	--	--	--
Months Supply of Inventory	1.4	1.8	+ 29.6%	--	--	--

* Does not account for list prices from any previous listing contracts or seller concessions. | Activity for one month can sometimes look extreme due to small sample size.

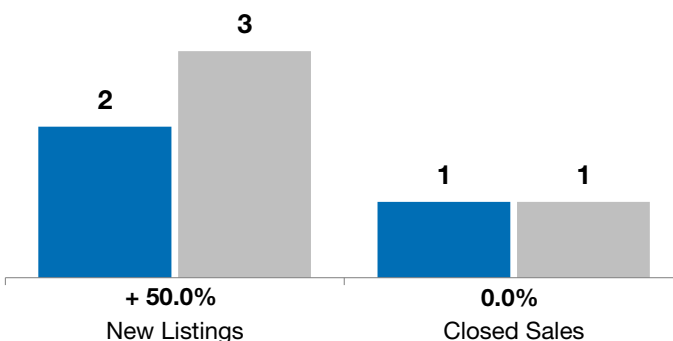
February

■ 2021 ■ 2022

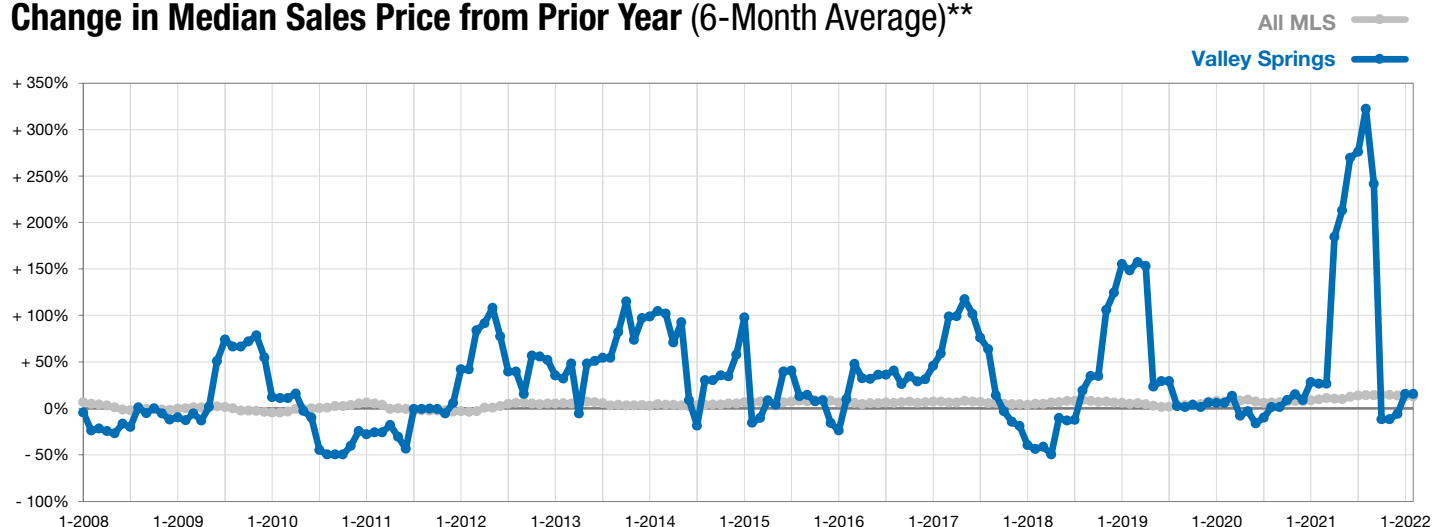


Year to Date

■ 2021 ■ 2022



Change in Median Sales Price from Prior Year (6-Month Average)**



** Each dot represents the change in median sales price from the prior year using a 6-month weighted average. This means that each of the 6 months used in a dot are proportioned according to their share of sales during that period.