

Local Market Update – February 2022

A RESEARCH TOOL PROVIDED BY THE REALTOR® ASSOCIATION OF THE SIOUX EMPIRE, INC.



Worthing

Lincoln County, SD

- 100.0% **0.0%** **+ 26.5%**

Change in
New Listings

Change in
Closed Sales

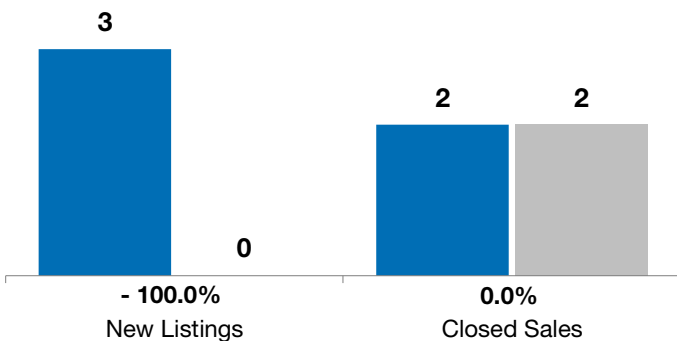
Change in
Median Sales Price

	February			Year to Date		
	2021	2022	+ / -	2021	2022	+ / -
New Listings	3	0	- 100.0%	5	1	- 80.0%
Closed Sales	2	2	0.0%	3	2	- 33.3%
Median Sales Price*	\$215,500	\$272,500	+ 26.5%	\$206,000	\$272,500	+ 32.3%
Average Sales Price*	\$215,500	\$272,500	+ 26.5%	\$212,333	\$272,500	+ 28.3%
Percent of Original List Price Received*	82.1%	103.4%	+ 26.0%	86.7%	103.4%	+ 19.3%
Average Days on Market Until Sale	58	39	- 32.2%	63	39	- 37.8%
Inventory of Homes for Sale	5	0	- 100.0%	--	--	--
Months Supply of Inventory	2.0	0.0	- 100.0%	--	--	--

* Does not account for list prices from any previous listing contracts or seller concessions. | Activity for one month can sometimes look extreme due to small sample size.

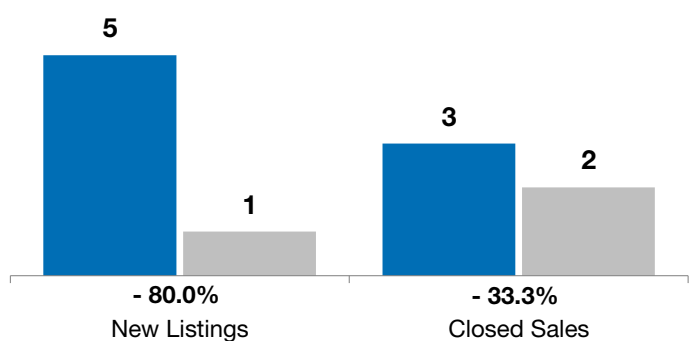
February

■ 2021 ■ 2022

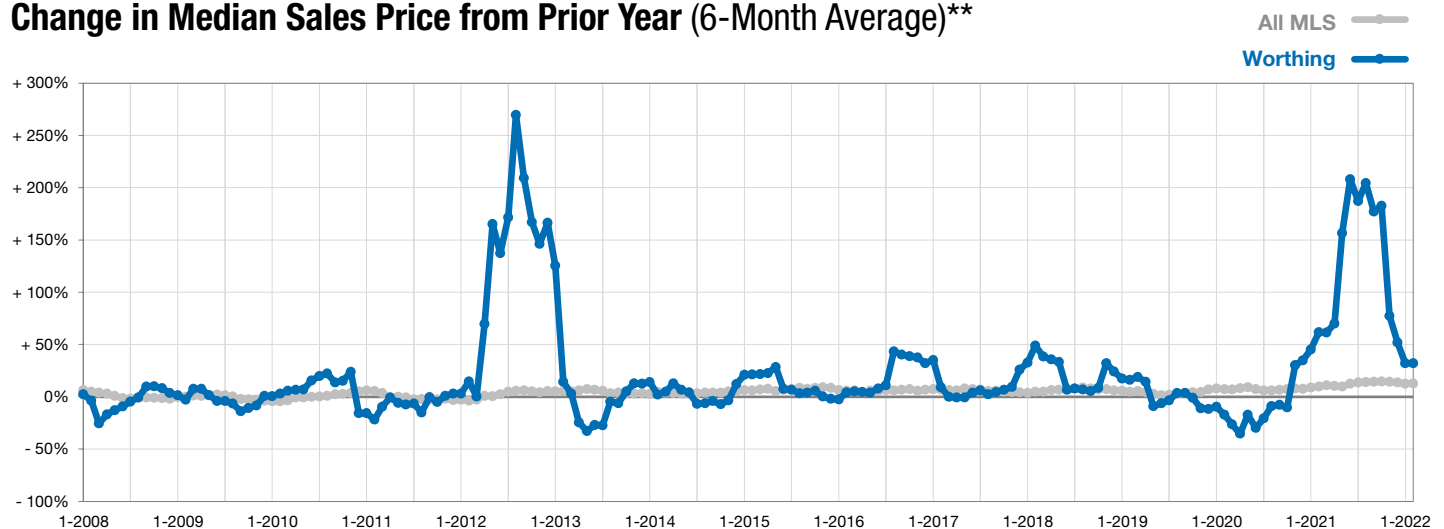


Year to Date

■ 2021 ■ 2022



Change in Median Sales Price from Prior Year (6-Month Average)**



** Each dot represents the change in median sales price from the prior year using a 6-month weighted average. This means that each of the 6 months used in a dot are proportioned according to their share of sales during that period.