

Local Market Update – April 2022

A RESEARCH TOOL PROVIDED BY THE REALTOR® ASSOCIATION OF THE SIOUX EMPIRE, INC.



Canton

Lincoln County, SD

- 63.6%

Change in
New Listings

- 28.6%

Change in
Closed Sales

+ 0.9%

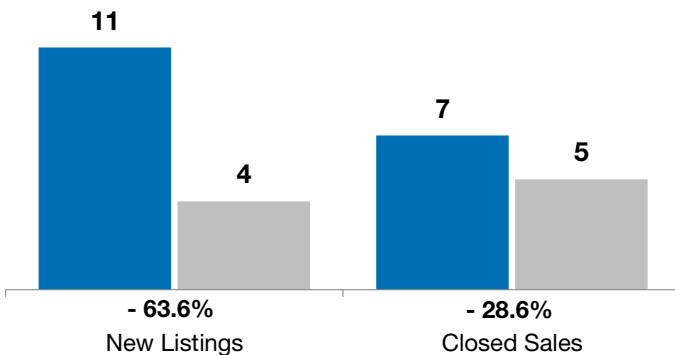
Change in
Median Sales Price

	April			Year to Date		
	2021	2022	+ / -	2021	2022	+ / -
New Listings	11	4	- 63.6%	34	26	- 23.5%
Closed Sales	7	5	- 28.6%	18	18	0.0%
Median Sales Price*	\$228,060	\$230,000	+ 0.9%	\$144,500	\$195,000	+ 34.9%
Average Sales Price*	\$241,494	\$229,800	- 4.8%	\$174,300	\$209,685	+ 20.3%
Percent of Original List Price Received*	102.7%	103.7%	+ 1.0%	98.7%	100.5%	+ 1.9%
Average Days on Market Until Sale	57	53	- 6.9%	64	63	- 2.8%
Inventory of Homes for Sale	26	12	- 53.8%	--	--	--
Months Supply of Inventory	4.0	1.7	- 58.1%	--	--	--

* Does not account for list prices from any previous listing contracts or seller concessions. | Activity for one month can sometimes look extreme due to small sample size.

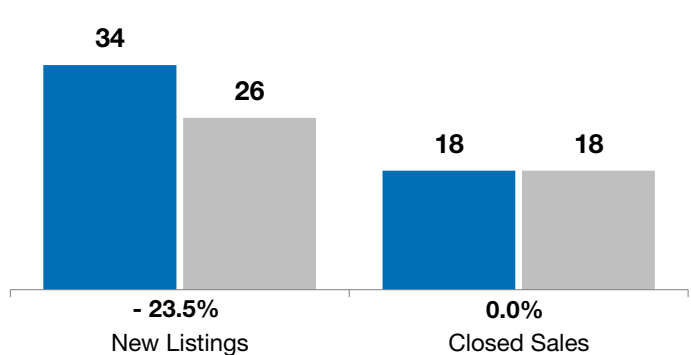
April

■ 2021 ■ 2022



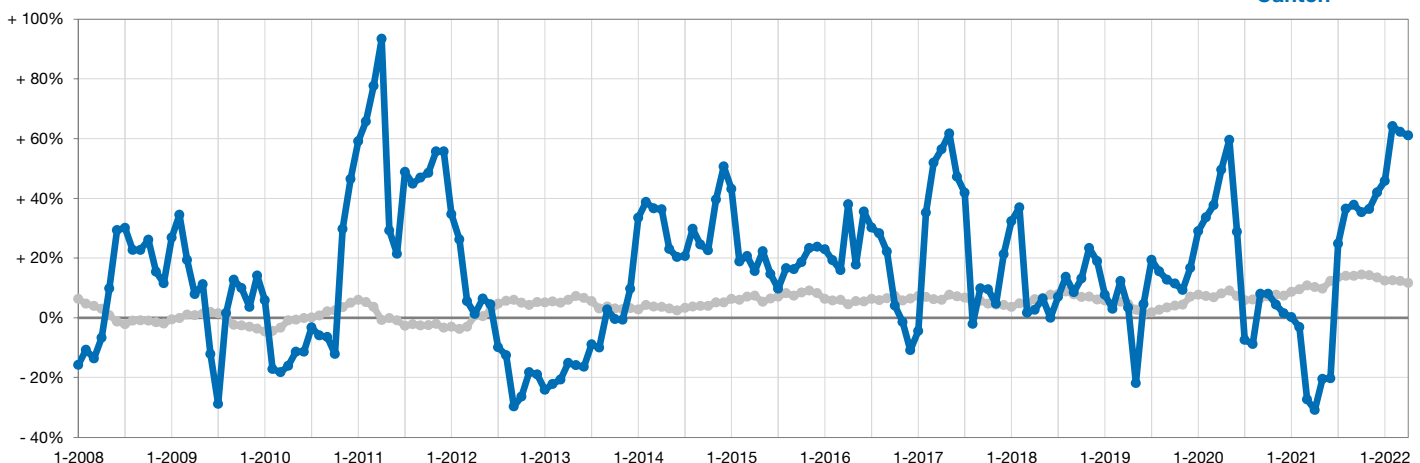
Year to Date

■ 2021 ■ 2022



Change in Median Sales Price from Prior Year (6-Month Average)**

All MLS — Canton —



** Each dot represents the change in median sales price from the prior year using a 6-month weighted average. This means that each of the 6 months used in a dot are proportioned according to their share of sales during that period.