

Local Market Update – April 2022

A RESEARCH TOOL PROVIDED BY THE REALTOR® ASSOCIATION OF THE SIOUX EMPIRE, INC.



Garretson

+ 33.3%

0.0%

- 11.1%

Change in
New Listings

Change in
Closed Sales

Change in
Median Sales Price

Minnehaha County, SD

April

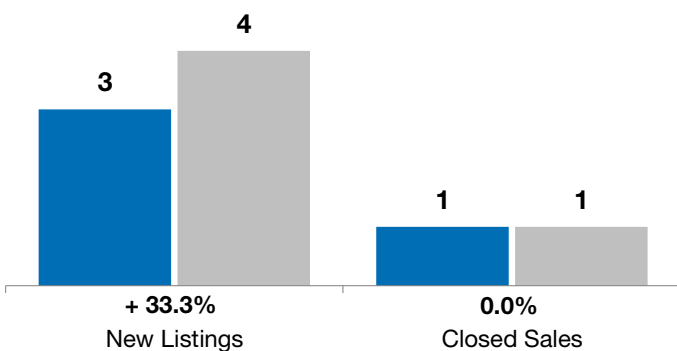
Year to Date

	2021	2022	+ / -	2021	2022	+ / -
New Listings	3	4	+ 33.3%	8	9	+ 12.5%
Closed Sales	1	1	0.0%	3	5	+ 66.7%
Median Sales Price*	\$292,500	\$260,000	- 11.1%	\$292,500	\$260,000	- 11.1%
Average Sales Price*	\$292,500	\$260,000	- 11.1%	\$512,500	\$349,600	- 31.8%
Percent of Original List Price Received*	99.2%	100.0%	+ 0.8%	100.0%	101.2%	+ 1.2%
Average Days on Market Until Sale	53	24	- 54.7%	174	40	- 76.9%
Inventory of Homes for Sale	7	6	- 14.3%	--	--	--
Months Supply of Inventory	2.6	2.4	- 10.2%	--	--	--

* Does not account for list prices from any previous listing contracts or seller concessions. | Activity for one month can sometimes look extreme due to small sample size.

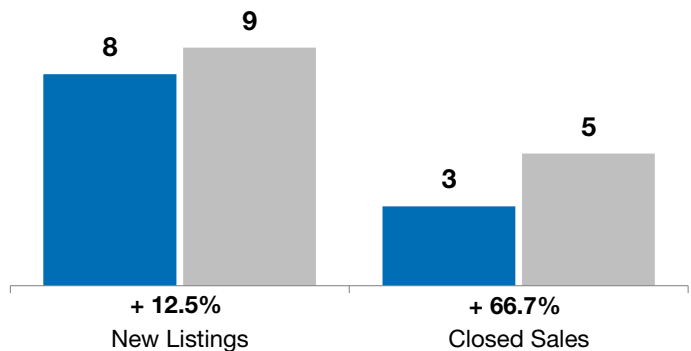
April

■ 2021 ■ 2022

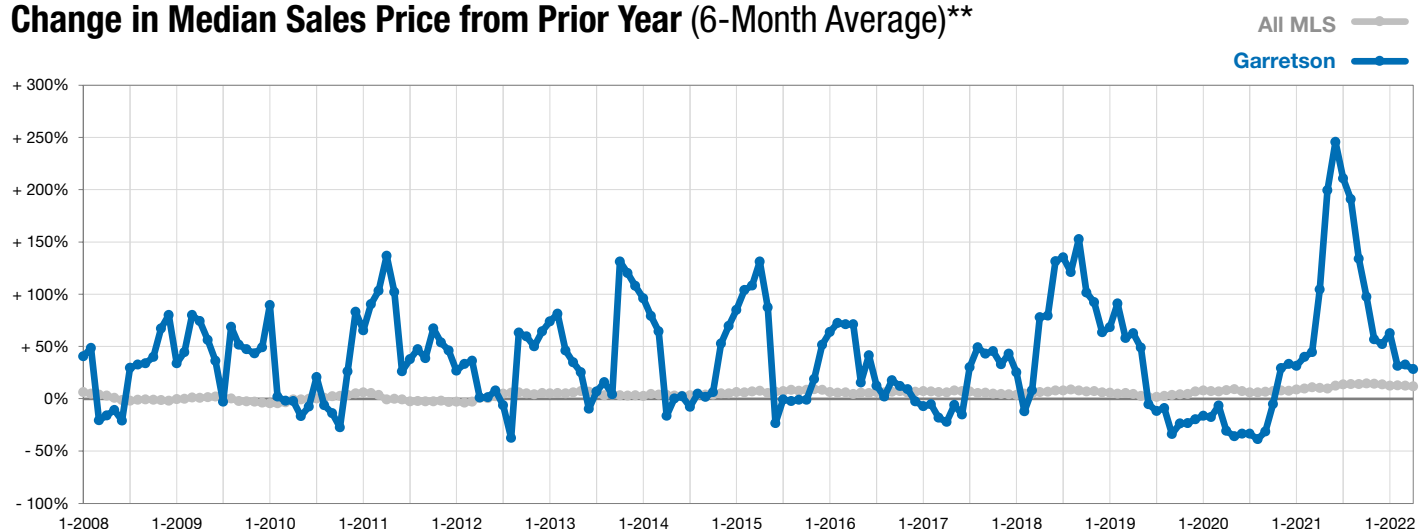


Year to Date

■ 2021 ■ 2022



Change in Median Sales Price from Prior Year (6-Month Average)**



** Each dot represents the change in median sales price from the prior year using a 6-month weighted average. This means that each of the 6 months used in a dot are proportioned according to their share of sales during that period.