

# Local Market Update – April 2022

A RESEARCH TOOL PROVIDED BY THE REALTOR® ASSOCIATION OF THE SIOUX EMPIRE, INC.



## Luverne

Rock County, MN

**- 16.7%**

Change in  
New Listings

**- 71.4%**

Change in  
Closed Sales

**+ 29.0%**

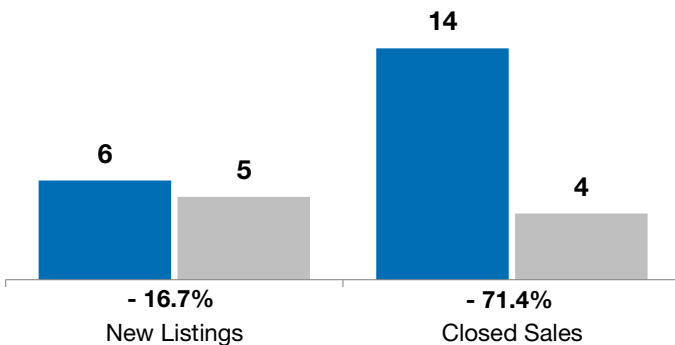
Change in  
Median Sales Price

	April			Year to Date		
	2021	2022	+ / -	2021	2022	+ / -
New Listings	6	5	- 16.7%	20	17	- 15.0%
Closed Sales	14	4	- 71.4%	27	19	- 29.6%
Median Sales Price*	\$197,500	<b>\$254,750</b>	+ 29.0%	\$190,000	<b>\$199,000</b>	+ 4.7%
Average Sales Price*	\$242,189	<b>\$238,625</b>	- 1.5%	\$221,354	<b>\$188,858</b>	- 14.7%
Percent of Original List Price Received*	95.4%	<b>96.5%</b>	+ 1.2%	96.7%	<b>99.2%</b>	+ 2.6%
Average Days on Market Until Sale	173	<b>74</b>	- 57.5%	179	<b>84</b>	- 52.9%
Inventory of Homes for Sale	27	<b>9</b>	- 66.7%	--	--	--
Months Supply of Inventory	4.7	<b>1.3</b>	- 72.3%	--	--	--

\* Does not account for list prices from any previous listing contracts or seller concessions. | Activity for one month can sometimes look extreme due to small sample size.

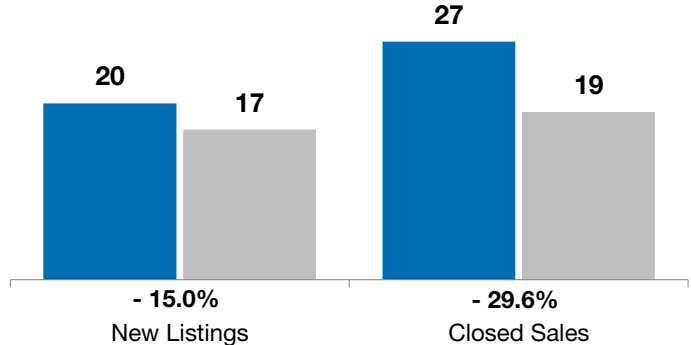
### April

■ 2021 ■ 2022

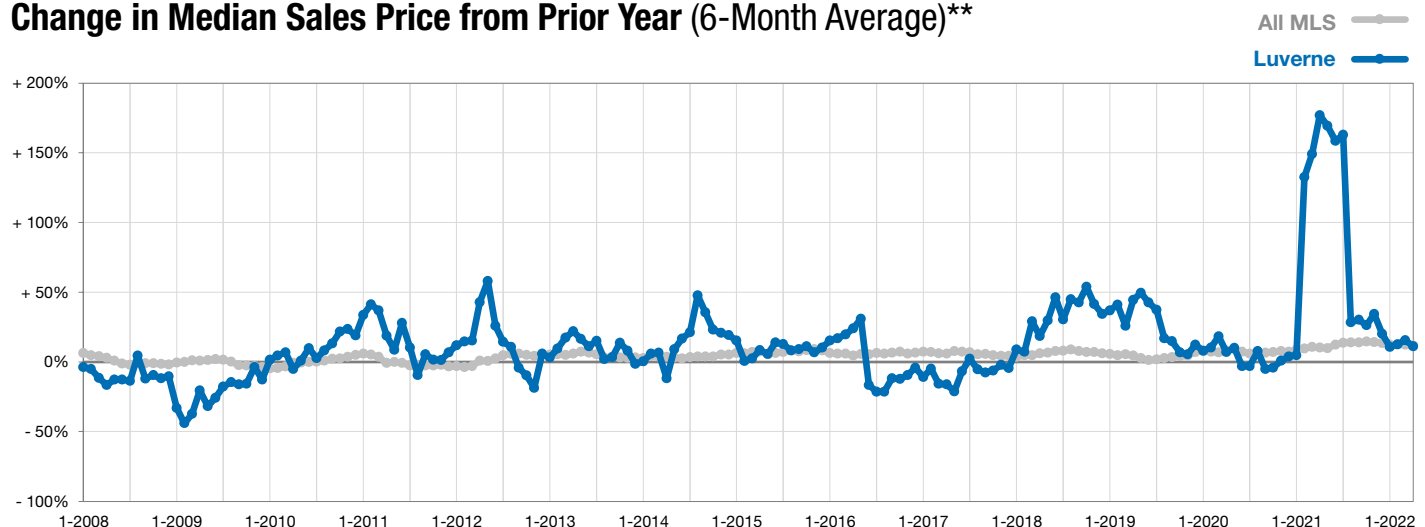


### Year to Date

■ 2021 ■ 2022



### Change in Median Sales Price from Prior Year (6-Month Average)\*\*



\*\* Each dot represents the change in median sales price from the prior year using a 6-month weighted average. This means that each of the 6 months used in a dot are proportioned according to their share of sales during that period.