

Local Market Update – May 2022

A RESEARCH TOOL PROVIDED BY THE REALTOR® ASSOCIATION OF THE SIOUX EMPIRE, INC.



Beresford

- 50.0%

+ 33.3%

+ 100.8%

Change in
New Listings

Change in
Closed Sales

Change in
Median Sales Price

Union County, SD

May

Year to Date

	2021	2022	+ / -	2021	2022	+ / -
New Listings	8	4	- 50.0%	23	21	- 8.7%
Closed Sales	3	4	+ 33.3%	16	13	- 18.8%
Median Sales Price*	\$159,900	\$321,000	+ 100.8%	\$196,000	\$269,900	+ 37.7%
Average Sales Price*	\$186,633	\$335,500	+ 79.8%	\$213,606	\$273,762	+ 28.2%
Percent of Original List Price Received*	101.7%	97.1%	- 4.5%	97.2%	93.7%	- 3.6%
Average Days on Market Until Sale	80	70	- 12.1%	93	89	- 3.6%
Inventory of Homes for Sale	18	12	- 33.3%	--	--	--
Months Supply of Inventory	4.3	3.0	- 30.6%	--	--	--

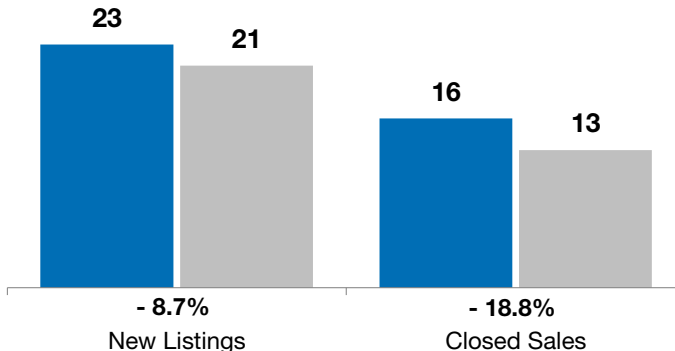
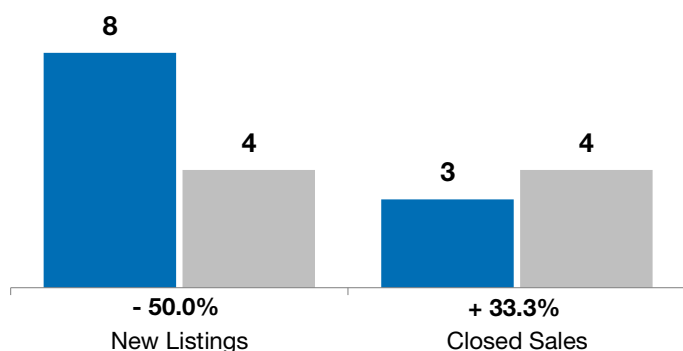
* Does not account for list prices from any previous listing contracts or seller concessions. | Activity for one month can sometimes look extreme due to small sample size.

May

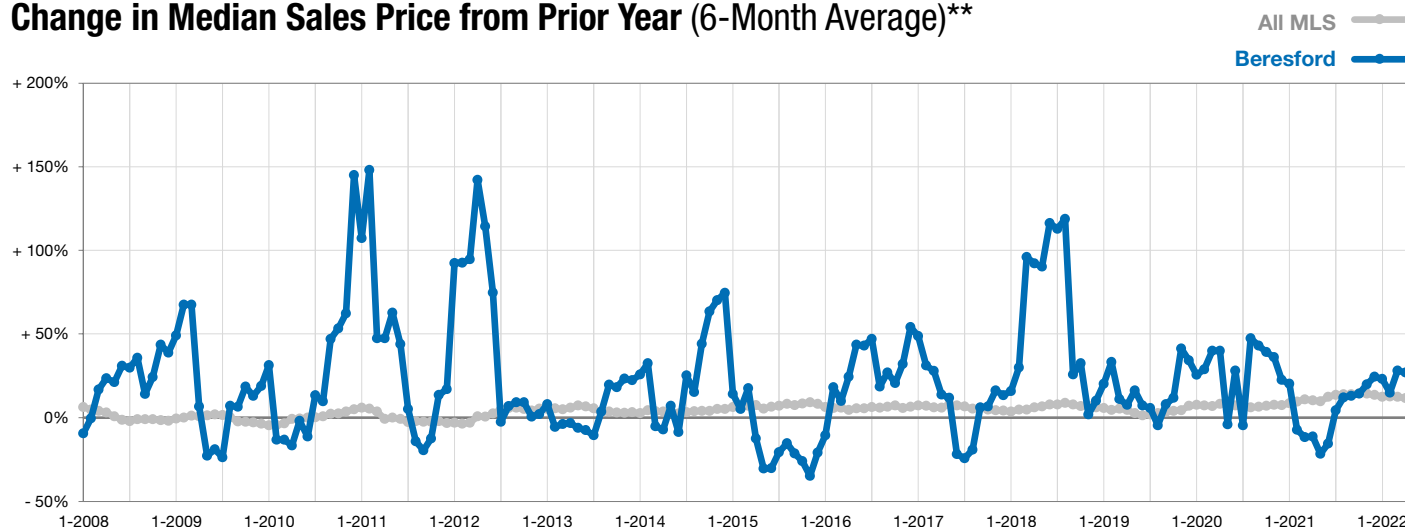
■ 2021 ■ 2022

Year to Date

■ 2021 ■ 2022



Change in Median Sales Price from Prior Year (6-Month Average)**



** Each dot represents the change in median sales price from the prior year using a 6-month weighted average. This means that each of the 6 months used in a dot are proportioned according to their share of sales during that period.