

Local Market Update – May 2022

A RESEARCH TOOL PROVIDED BY THE REALTOR® ASSOCIATION OF THE SIOUX EMPIRE, INC.



Garretson

Minnehaha County, SD

0.0%

Change in
New Listings

- 50.0%

Change in
Closed Sales

- 27.5%

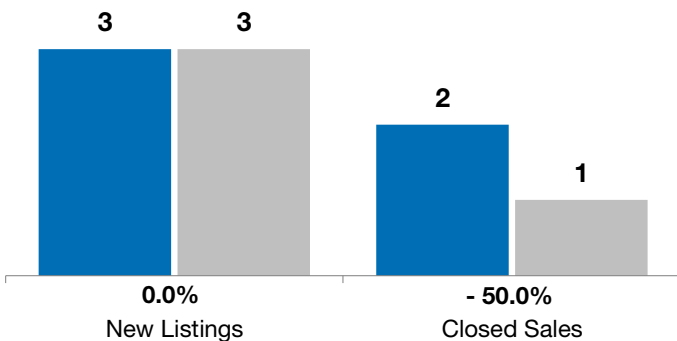
Change in
Median Sales Price

	May			Year to Date		
	2021	2022	+ / -	2021	2022	+ / -
New Listings	3	3	0.0%	11	12	+ 9.1%
Closed Sales	2	1	- 50.0%	5	6	+ 20.0%
Median Sales Price*	\$289,750	\$210,000	- 27.5%	\$292,500	\$247,500	- 15.4%
Average Sales Price*	\$289,750	\$210,000	- 27.5%	\$423,400	\$326,333	- 22.9%
Percent of Original List Price Received*	104.9%	110.5%	+ 5.4%	101.9%	102.7%	+ 0.8%
Average Days on Market Until Sale	50	31	- 37.4%	124	39	- 68.8%
Inventory of Homes for Sale	8	8	0.0%	--	--	--
Months Supply of Inventory	3.3	3.3	- 0.4%	--	--	--

* Does not account for list prices from any previous listing contracts or seller concessions. | Activity for one month can sometimes look extreme due to small sample size.

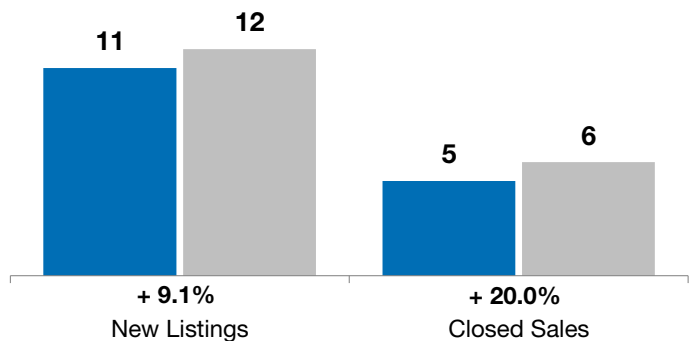
May

■ 2021 ■ 2022

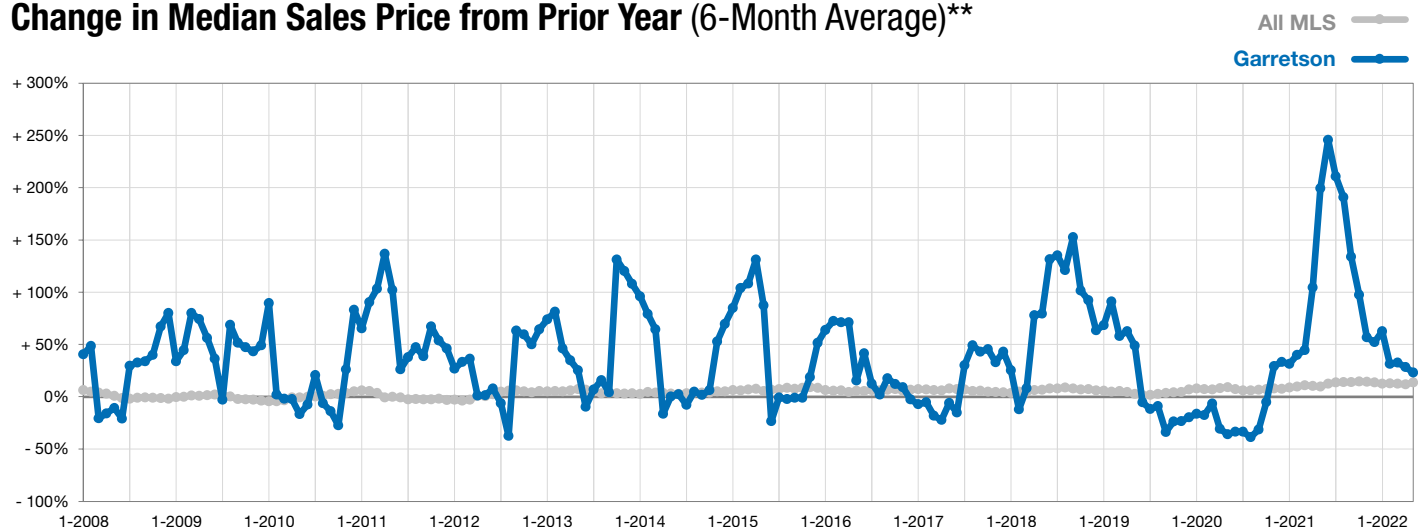


Year to Date

■ 2021 ■ 2022



Change in Median Sales Price from Prior Year (6-Month Average)**



** Each dot represents the change in median sales price from the prior year using a 6-month weighted average. This means that each of the 6 months used in a dot are proportioned according to their share of sales during that period.