

Local Market Update – June 2022

A RESEARCH TOOL PROVIDED BY THE REALTOR® ASSOCIATION OF THE SIOUX EMPIRE, INC.



Dell Rapids

- 27.3%

+ 50.0%

- 13.1%

Change in
New Listings

Change in
Closed Sales

Change in
Median Sales Price

Minnehaha County, SD

June

Year to Date

	2021	2022	+ / -	2021	2022	+ / -
New Listings	11	8	- 27.3%	40	50	+ 25.0%
Closed Sales	4	6	+ 50.0%	30	35	+ 16.7%
Median Sales Price*	\$319,500	\$277,500	- 13.1%	\$260,950	\$275,000	+ 5.4%
Average Sales Price*	\$374,875	\$318,400	- 15.1%	\$329,992	\$338,280	+ 2.5%
Percent of Original List Price Received*	98.0%	100.9%	+ 2.9%	101.4%	100.5%	- 0.9%
Average Days on Market Until Sale	62	61	- 2.0%	102	60	- 41.1%
Inventory of Homes for Sale	18	15	- 16.7%	--	--	--
Months Supply of Inventory	3.3	2.5	- 23.7%	--	--	--

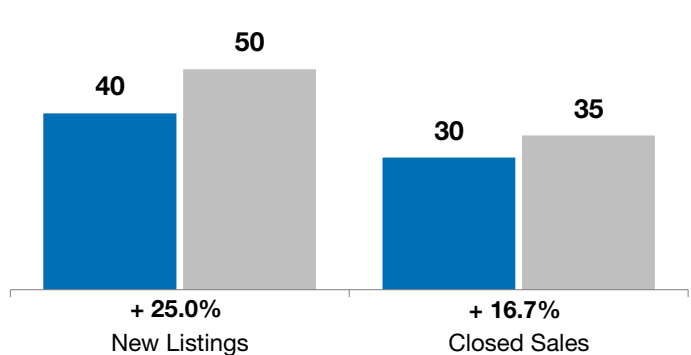
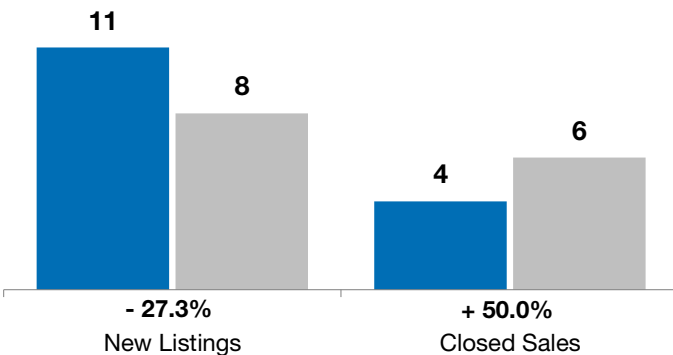
* Does not account for list prices from any previous listing contracts or seller concessions. | Activity for one month can sometimes look extreme due to small sample size.

June

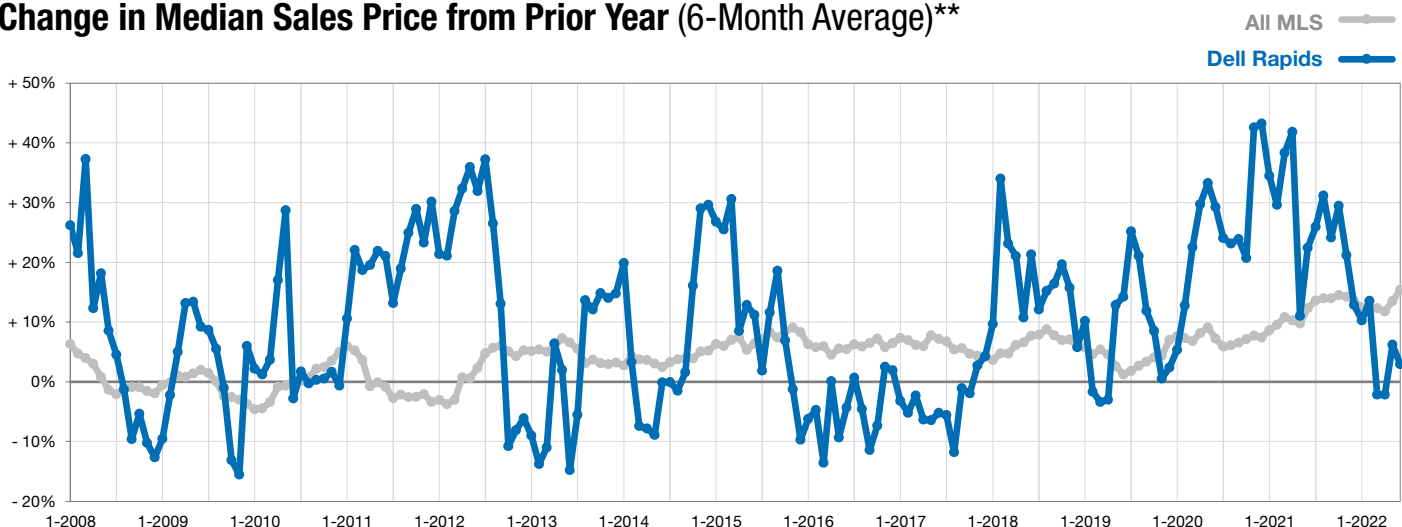
■ 2021 ■ 2022

Year to Date

■ 2021 ■ 2022



Change in Median Sales Price from Prior Year (6-Month Average)**



** Each dot represents the change in median sales price from the prior year using a 6-month weighted average. This means that each of the 6 months used in a dot are proportioned according to their share of sales during that period.