

Local Market Update – June 2022

A RESEARCH TOOL PROVIDED BY THE REALTOR® ASSOCIATION OF THE SIOUX EMPIRE, INC.



Luverne

Rock County, MN

- 50.0%

Change in
New Listings

- 42.9%

Change in
Closed Sales

+ 5.7%

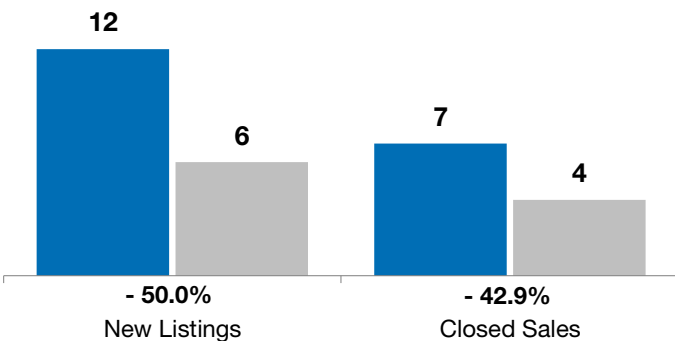
Change in
Median Sales Price

	June			Year to Date		
	2021	2022	+ / -	2021	2022	+ / -
New Listings	12	6	- 50.0%	39	35	- 10.3%
Closed Sales	7	4	- 42.9%	39	28	- 28.2%
Median Sales Price*	\$175,000	\$185,000	+ 5.7%	\$189,900	\$185,000	- 2.6%
Average Sales Price*	\$184,257	\$187,000	+ 1.5%	\$207,578	\$190,436	- 8.3%
Percent of Original List Price Received*	98.6%	100.7%	+ 2.2%	97.5%	99.3%	+ 1.8%
Average Days on Market Until Sale	106	61	- 42.5%	153	94	- 38.9%
Inventory of Homes for Sale	29	15	- 48.3%	--	--	--
Months Supply of Inventory	4.5	2.3	- 48.3%	--	--	--

* Does not account for list prices from any previous listing contracts or seller concessions. | Activity for one month can sometimes look extreme due to small sample size.

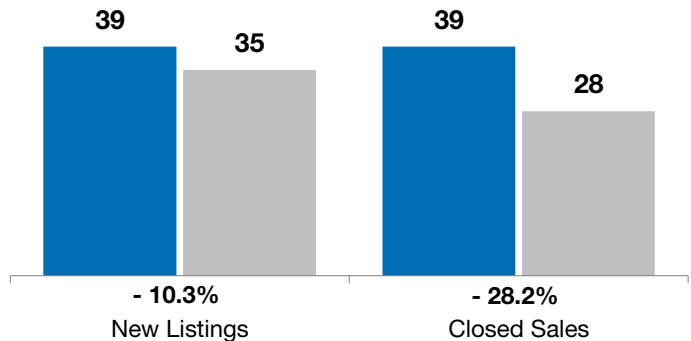
June

■ 2021 ■ 2022

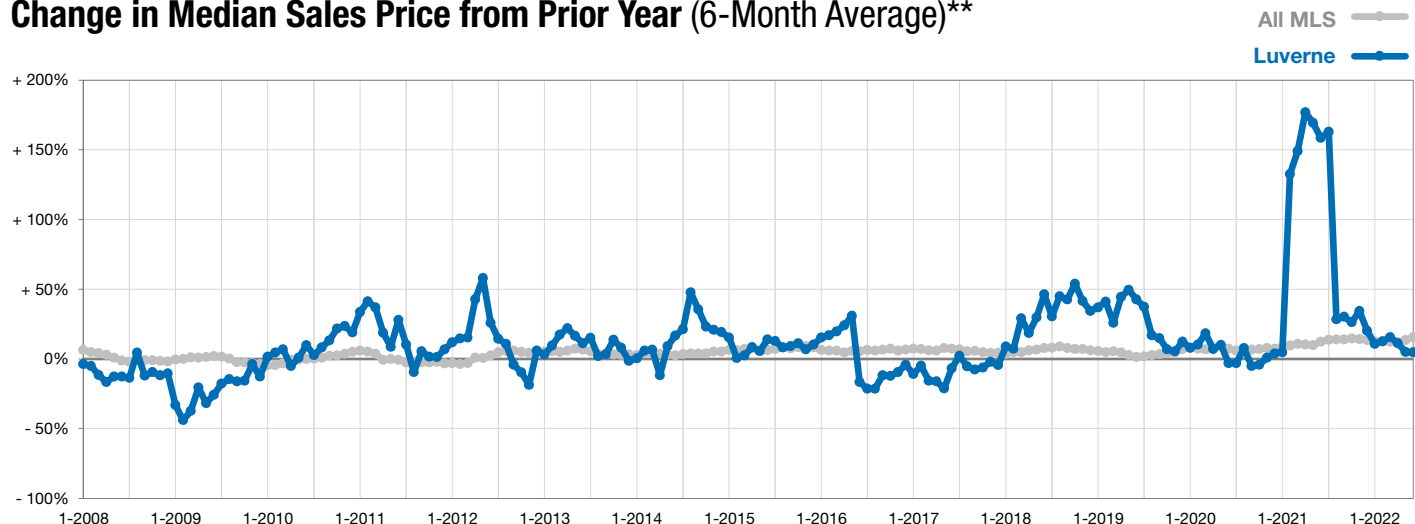


Year to Date

■ 2021 ■ 2022



Change in Median Sales Price from Prior Year (6-Month Average)**



** Each dot represents the change in median sales price from the prior year using a 6-month weighted average. This means that each of the 6 months used in a dot are proportioned according to their share of sales during that period.