

Local Market Update – July 2022

A RESEARCH TOOL PROVIDED BY THE REALTOR® ASSOCIATION OF THE SIOUX EMPIRE, INC.



Baltic

Minnehaha County, SD

+ 50.0%

Change in
New Listings

+ 50.0%

Change in
Closed Sales

+ 16.0%

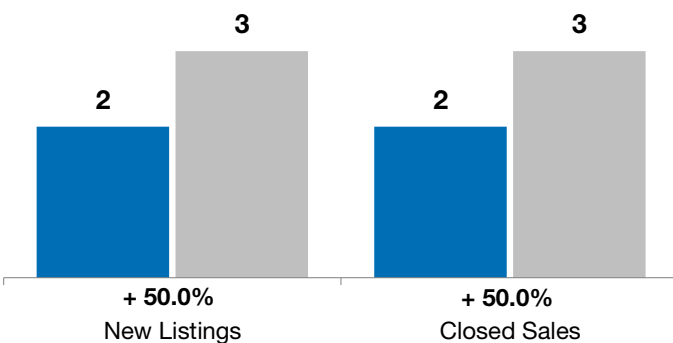
Change in
Median Sales Price

	July			Year to Date		
	2021	2022	+ / -	2021	2022	+ / -
New Listings	2	3	+ 50.0%	18	19	+ 5.6%
Closed Sales	2	3	+ 50.0%	15	17	+ 13.3%
Median Sales Price*	\$250,000	\$290,000	+ 16.0%	\$230,000	\$298,000	+ 29.6%
Average Sales Price*	\$250,000	\$269,333	+ 7.7%	\$244,707	\$346,488	+ 41.6%
Percent of Original List Price Received*	87.0%	107.3%	+ 23.3%	97.3%	103.9%	+ 6.8%
Average Days on Market Until Sale	42	44	+ 6.8%	72	69	- 4.2%
Inventory of Homes for Sale	5	5	0.0%	--	--	--
Months Supply of Inventory	1.6	2.1	+ 36.4%	--	--	--

* Does not account for list prices from any previous listing contracts or seller concessions. | Activity for one month can sometimes look extreme due to small sample size.

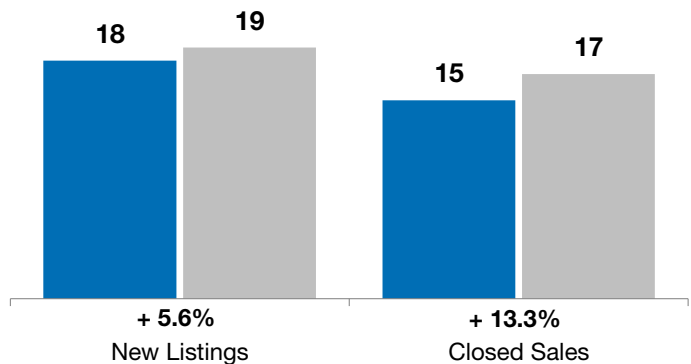
July

■ 2021 ■ 2022



Year to Date

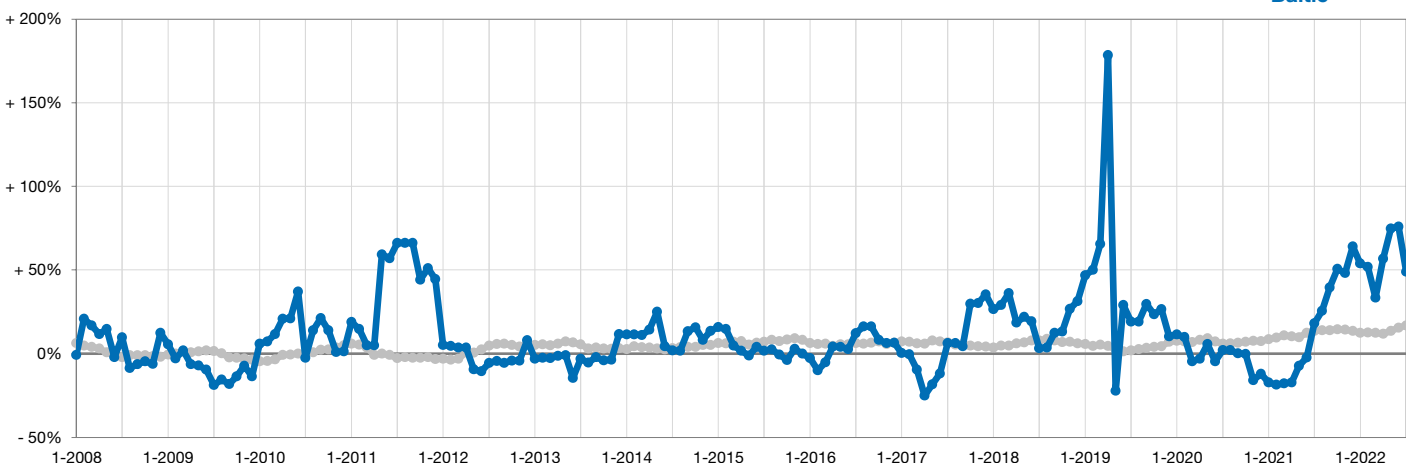
■ 2021 ■ 2022



Change in Median Sales Price from Prior Year (6-Month Average)**

All MLS —

Baltic —



** Each dot represents the change in median sales price from the prior year using a 6-month weighted average. This means that each of the 6 months used in a dot are proportioned according to their share of sales during that period.