

Local Market Update – July 2022

A RESEARCH TOOL PROVIDED BY THE REALTOR® ASSOCIATION OF THE SIOUX EMPIRE, INC.



Luverne

Rock County, MN

- 44.4%

Change in
New Listings

- 40.0%

Change in
Closed Sales

0.0%

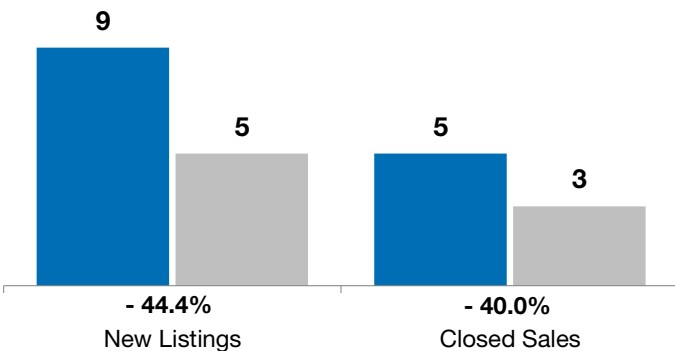
Change in
Median Sales Price

	July			Year to Date		
	2021	2022	+ / -	2021	2022	+ / -
New Listings	9	5	- 44.4%	48	41	- 14.6%
Closed Sales	5	3	- 40.0%	44	31	- 29.5%
Median Sales Price*	\$130,000	\$130,000	0.0%	\$189,900	\$184,000	- 3.1%
Average Sales Price*	\$186,400	\$142,600	- 23.5%	\$205,172	\$185,806	- 9.4%
Percent of Original List Price Received*	99.2%	97.7%	- 1.5%	97.7%	99.1%	+ 1.5%
Average Days on Market Until Sale	90	51	- 43.7%	146	89	- 38.7%
Inventory of Homes for Sale	30	18	- 40.0%	--	--	--
Months Supply of Inventory	4.7	3.0	- 36.7%	--	--	--

* Does not account for list prices from any previous listing contracts or seller concessions. | Activity for one month can sometimes look extreme due to small sample size.

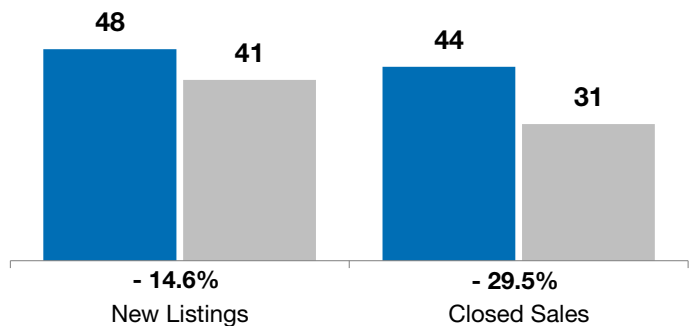
July

■ 2021 ■ 2022

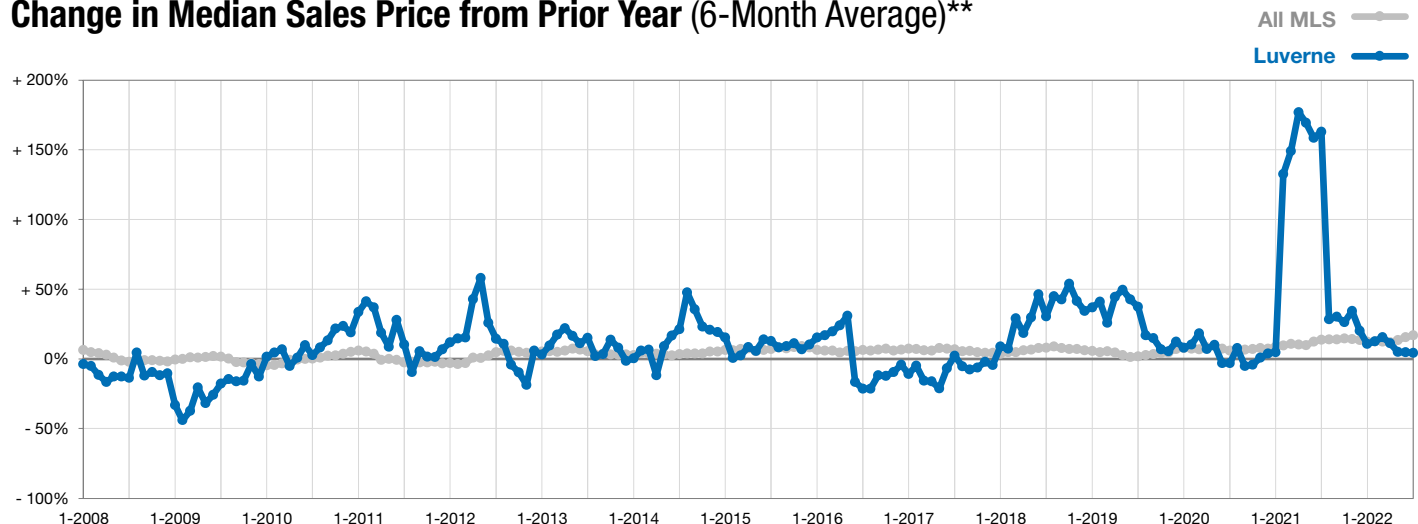


Year to Date

■ 2021 ■ 2022



Change in Median Sales Price from Prior Year (6-Month Average)**



** Each dot represents the change in median sales price from the prior year using a 6-month weighted average. This means that each of the 6 months used in a dot are proportioned according to their share of sales during that period.