

Local Market Update – July 2022

A RESEARCH TOOL PROVIDED BY THE REALTOR® ASSOCIATION OF THE SIOUX EMPIRE, INC.



Worthing

Lincoln County, SD

+ 33.3%

--

--

Change in
New Listings

Change in
Closed Sales

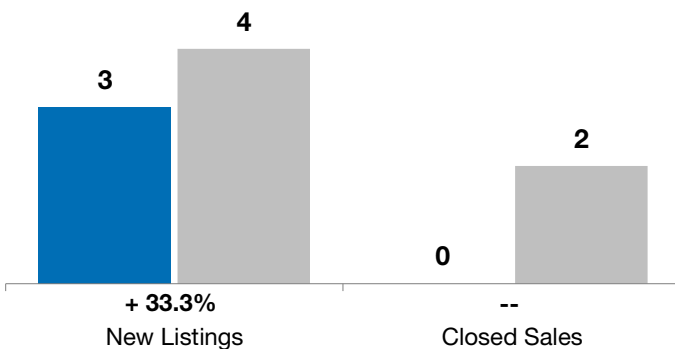
Change in
Median Sales Price

	July			Year to Date		
	2021	2022	+ / -	2021	2022	+ / -
New Listings	3	4	+ 33.3%	15	15	0.0%
Closed Sales	0	2	--	12	9	- 25.0%
Median Sales Price*	\$0	\$438,750	--	\$208,500	\$285,000	+ 36.7%
Average Sales Price*	\$0	\$438,750	--	\$263,741	\$307,611	+ 16.6%
Percent of Original List Price Received*	0.0%	105.8%	--	98.5%	107.0%	+ 8.6%
Average Days on Market Until Sale	0	48	--	64	53	- 16.6%
Inventory of Homes for Sale	5	4	- 20.0%	--	--	--
Months Supply of Inventory	2.2	1.8	- 17.2%	--	--	--

* Does not account for list prices from any previous listing contracts or seller concessions. | Activity for one month can sometimes look extreme due to small sample size.

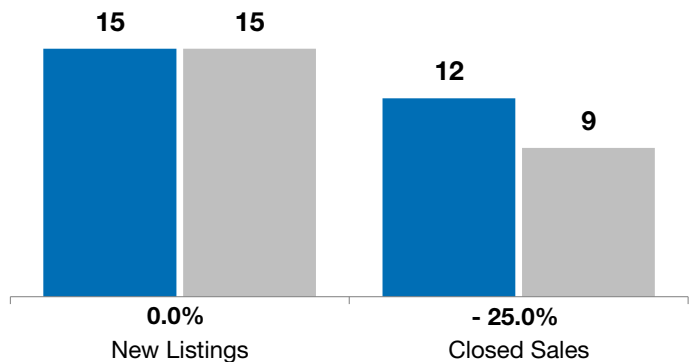
July

■ 2021 ■ 2022

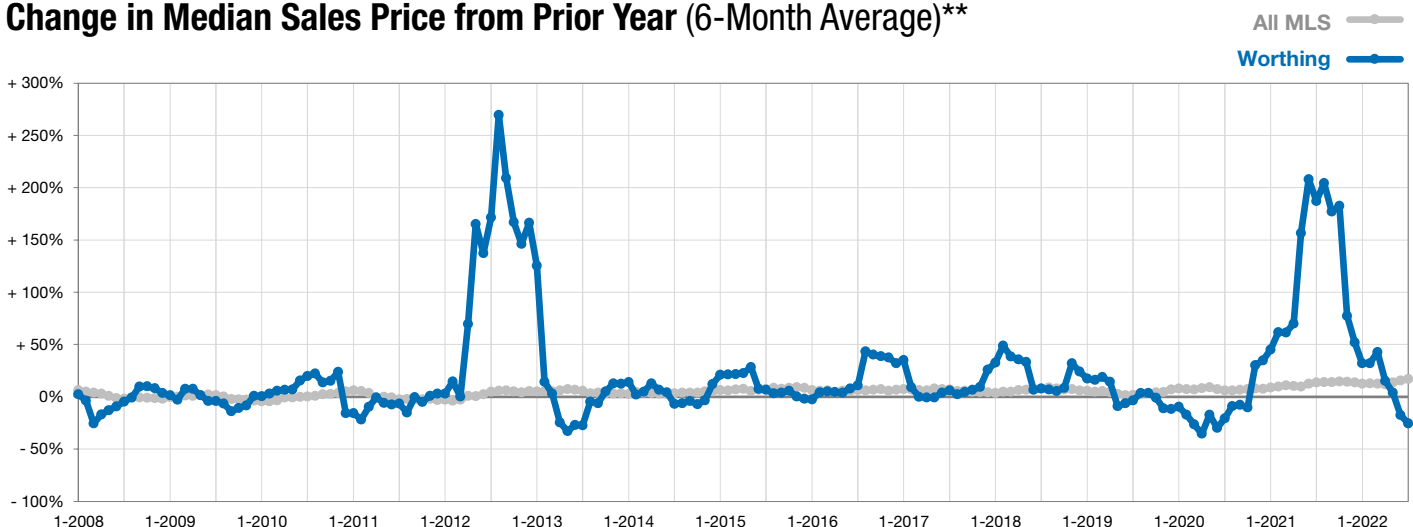


Year to Date

■ 2021 ■ 2022



Change in Median Sales Price from Prior Year (6-Month Average)**



** Each dot represents the change in median sales price from the prior year using a 6-month weighted average. This means that each of the 6 months used in a dot are proportioned according to their share of sales during that period.