

# Local Market Update – September 2022

A RESEARCH TOOL PROVIDED BY THE REALTOR® ASSOCIATION OF THE SIOUX EMPIRE, INC.



## Luverne

Rock County, MN

**+ 22.2%**

Change in  
New Listings

**+ 200.0%**

Change in  
Closed Sales

**+ 62.7%**

Change in  
Median Sales Price

### September

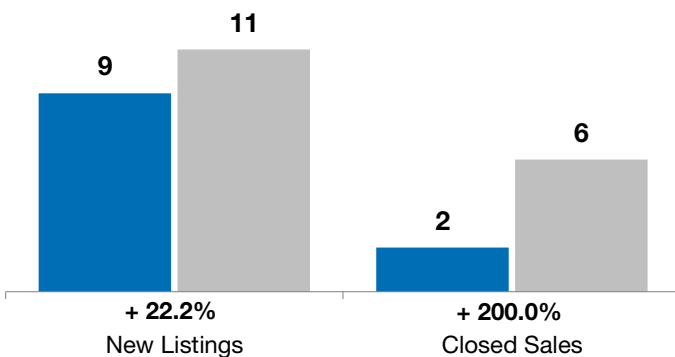
### Year to Date

	2021	2022	+ / -	2021	2022	+ / -
New Listings	9	11	+ 22.2%	66	55	- 16.7%
Closed Sales	2	6	+ 200.0%	58	45	- 22.4%
Median Sales Price*	\$113,850	<b>\$185,250</b>	+ 62.7%	\$169,950	<b>\$190,500</b>	+ 12.1%
Average Sales Price*	\$113,850	<b>\$160,217</b>	+ 40.7%	\$191,337	<b>\$205,054</b>	+ 7.2%
Percent of Original List Price Received*	95.5%	<b>96.8%</b>	+ 1.4%	97.7%	<b>98.4%</b>	+ 0.8%
Average Days on Market Until Sale	56	102	+ 81.5%	131	90	- 31.2%
Inventory of Homes for Sale	30	13	- 56.7%	--	--	--
Months Supply of Inventory	4.8	2.0	- 58.3%	--	--	--

\* Does not account for list prices from any previous listing contracts or seller concessions. | Activity for one month can sometimes look extreme due to small sample size.

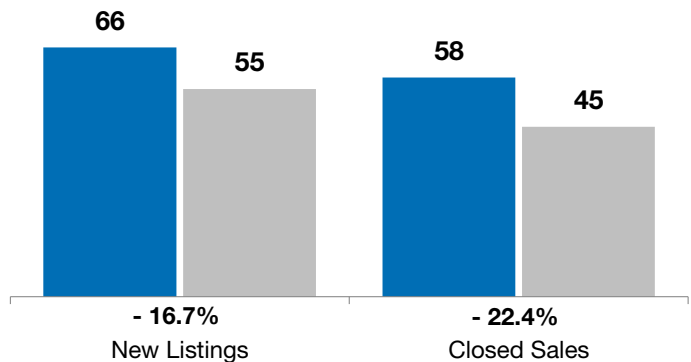
### September

■ 2021 ■ 2022

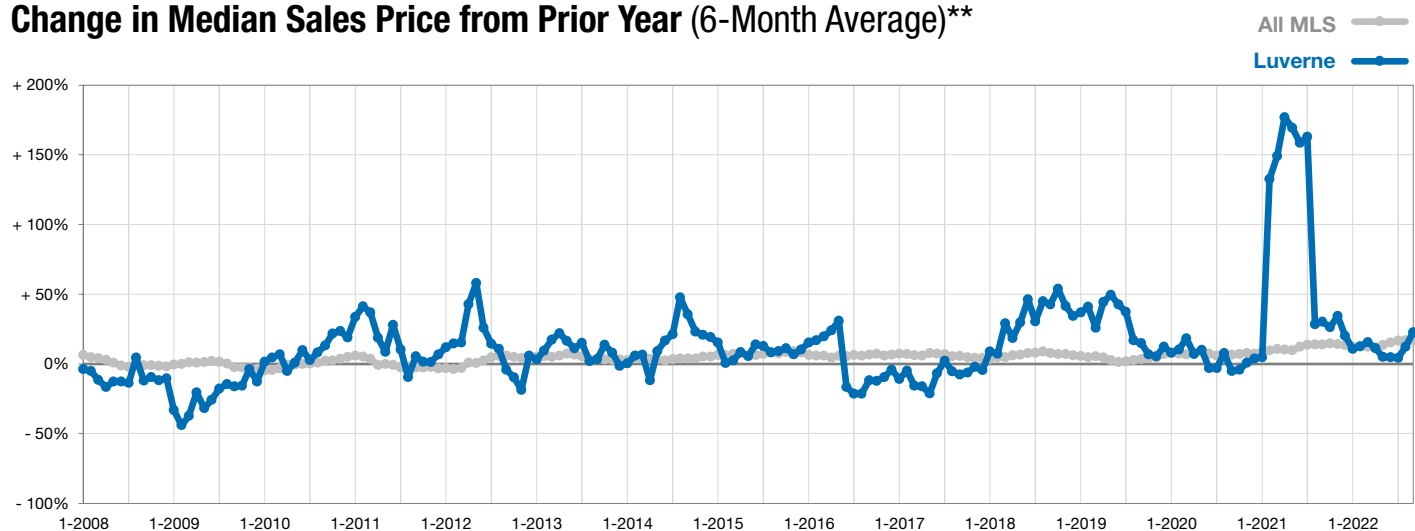


### Year to Date

■ 2021 ■ 2022



### Change in Median Sales Price from Prior Year (6-Month Average)\*\*



\*\* Each dot represents the change in median sales price from the prior year using a 6-month weighted average. This means that each of the 6 months used in a dot are proportioned according to their share of sales during that period.